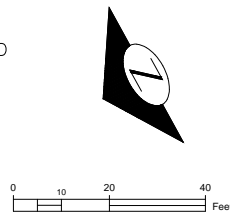




MATCH LINE - SEE SHEET 2

CHANN LEGEND:

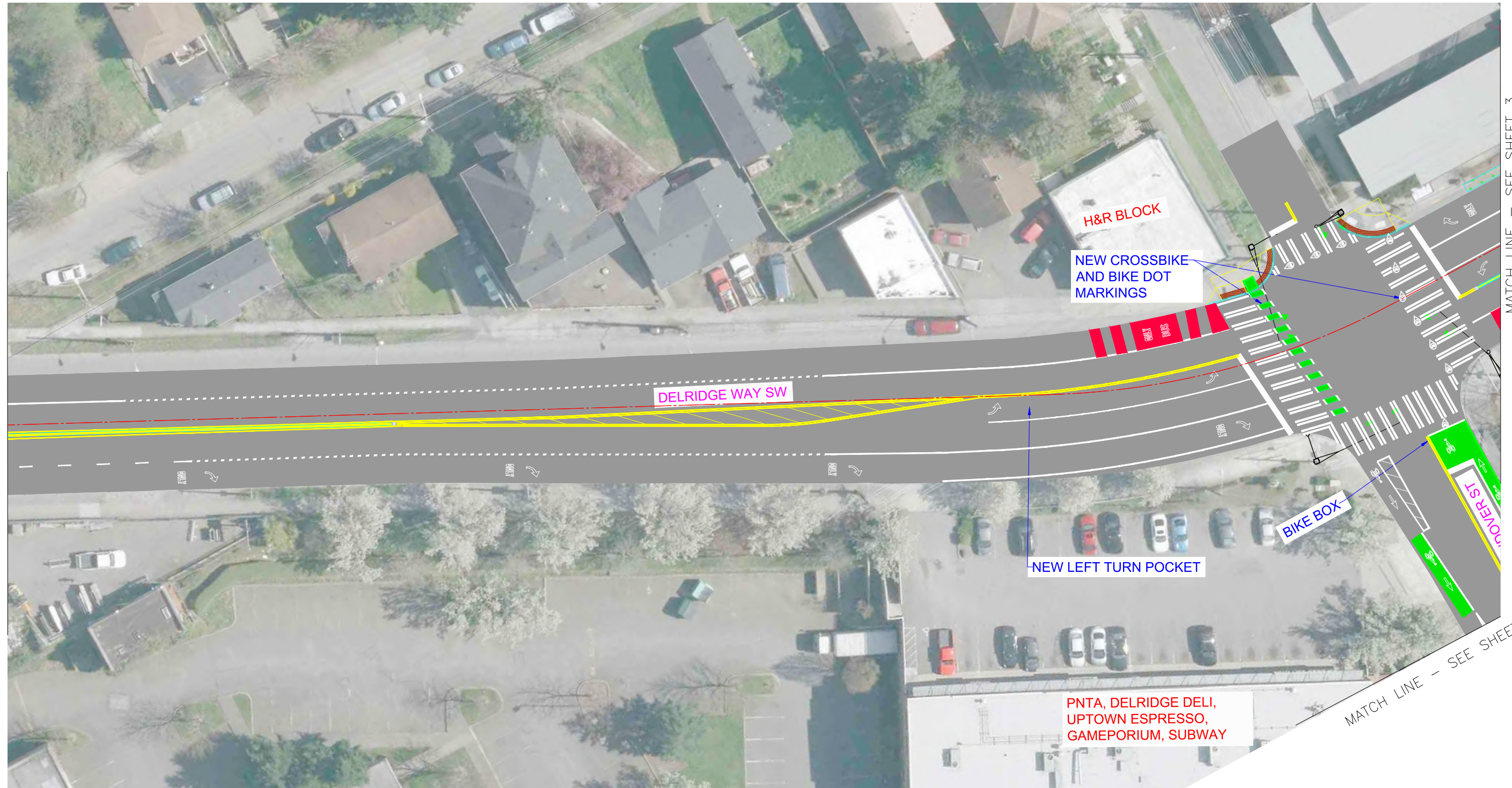
- | | | |
|-------------------|-------------------------|-----------------------------------|
| 24/7 PARKING LANE | RAPIDRIDE STATION | RECTANGULAR RAPID FLASHING BEACON |
| BIKE CROSSINGS | SIGNALS | LANDSCAPING |
| NEW CROSSWALKS | CURB RAMP | DRIVEWAY |
| 24/7 BUS LANE | LANDSCAPE MEDIAN STRIPS | |



MATCH LINE - SEE SHEET 1

MATCH LINE - SEE SHEET 3

MATCH LINE - SEE SHEET 33



Seattle
Department of
Transportation

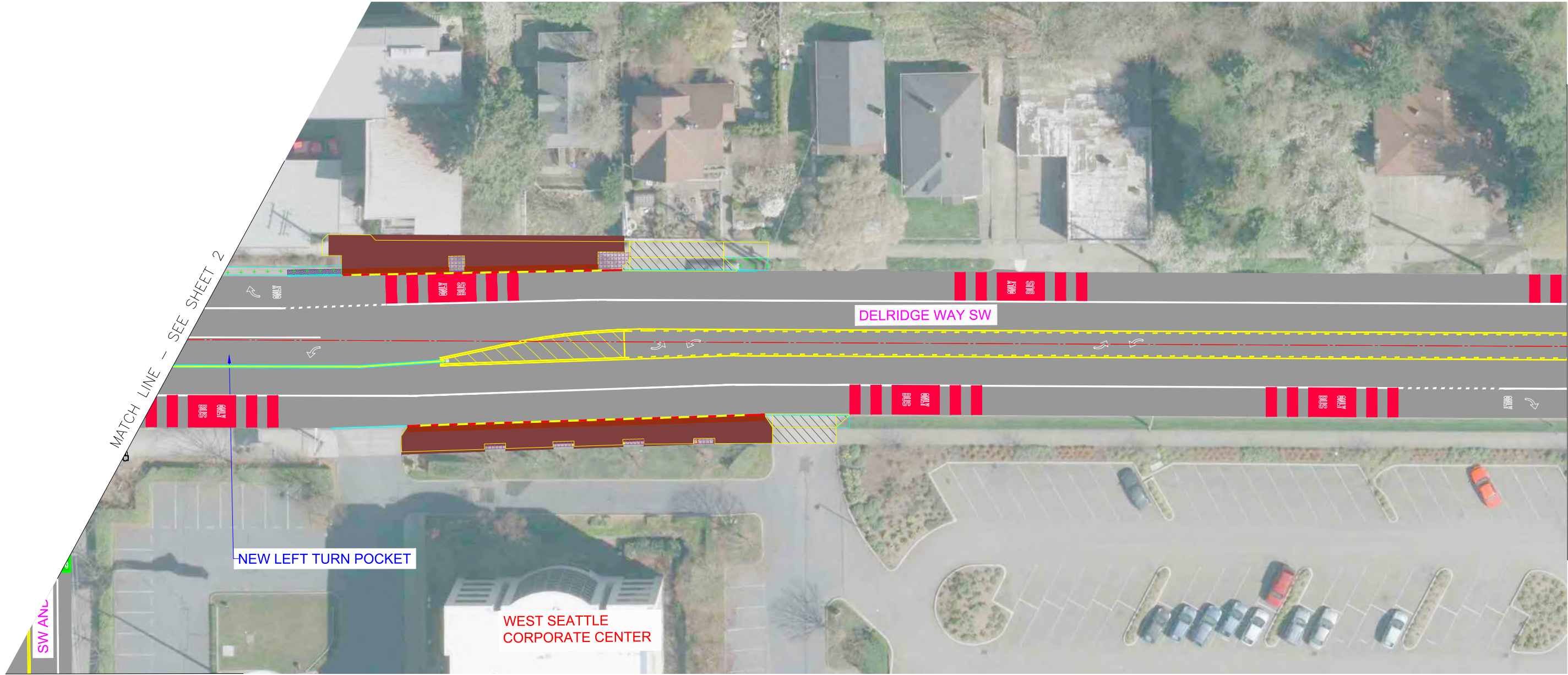
CHANN LEGEND:

- | | | |
|-------------------|-------------------------|-----------------------------------|
| 24/7 PARKING LANE | RAPIDRIDE STATION | RECTANGULAR RAPID FLASHING BEACON |
| BIKE CROSSINGS | SIGNALS | LANDSCAPING |
| NEW CROSSWALKS | CURB RAMP | DRIVEWAY |
| 24/7 BUS LANE | LANDSCAPE MEDIAN STRIPS | |



0 10 20 40 Feet

DELDRIDGE WAY SW - RAPIDRIDE H LINE
2 of 32



MATCH LINE - SEE SHEET 34

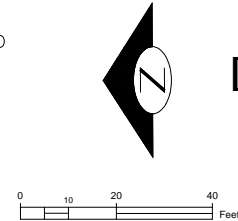
MATCH LINE - SEE SHEET 4



Seattle
Department of
Transportation

CHANN LEGEND:


- | | | |
|-------------------|-------------------------|-----------------------------------|
| 24/7 PARKING LANE | RAPIDRIDE STATION | RECTANGULAR RAPID FLASHING BEACON |
| BIKE CROSSINGS | SIGNALS | LANDSCAPING |
| NEW CROSSWALKS | CURB RAMP | DRIVEWAY |
| 24/7 BUS LANE | LANDSCAPE MEDIAN STRIPS | |



DELDRIDGE WAY SW - RAPIDRIDE H LINE
3 of 32

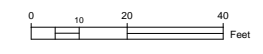
MATCH LINE - SEE SHEET 3

MATCH LINE - SEE SHEET 5



CHANN LEGEND:

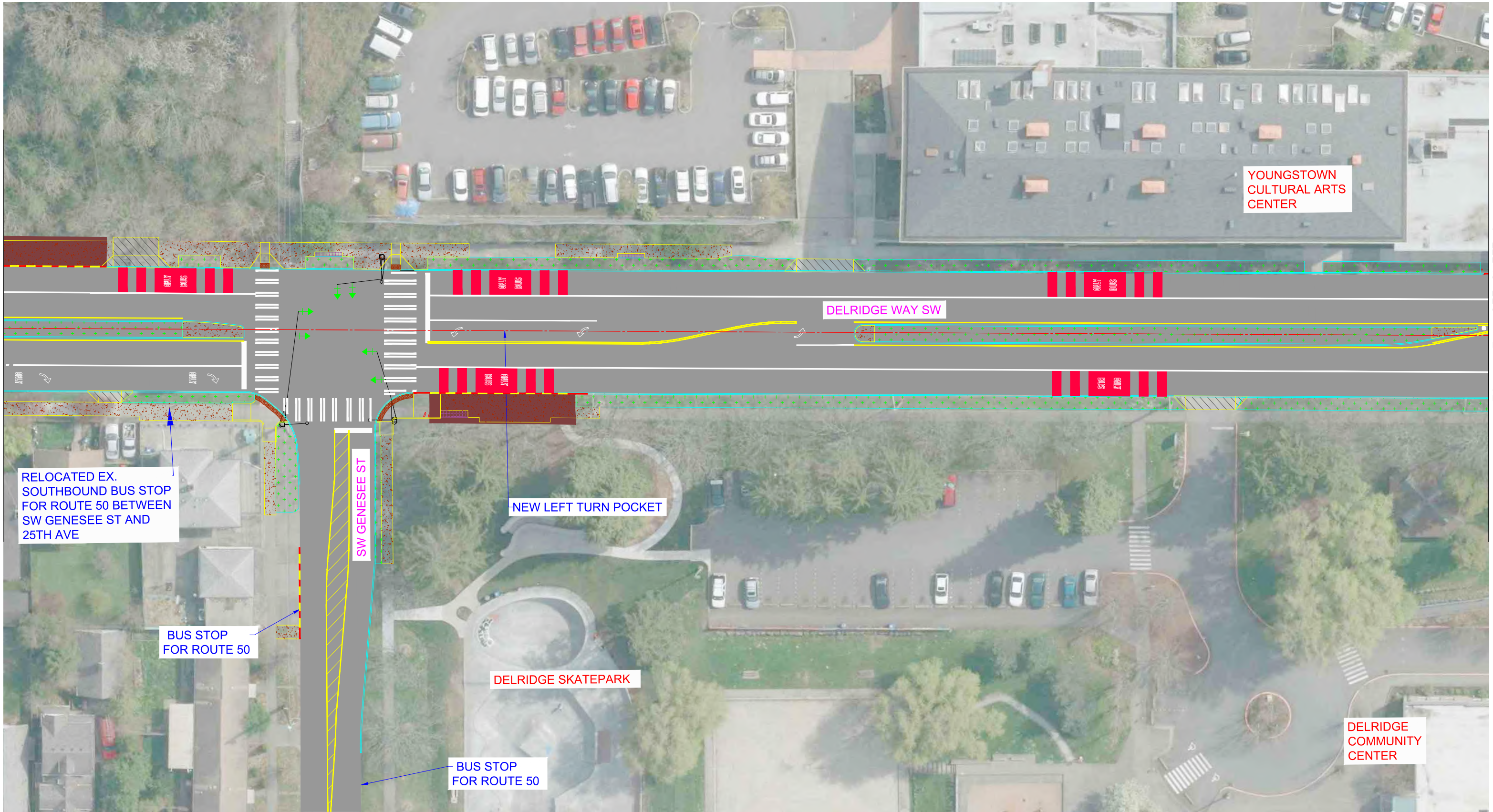
- 24/7 PARKING LANE
- RAPIDRIDE STATION
- RECTANGULAR RAPID FLASHING BEACON
- BIKE CROSSINGS
- SIGNALS
- LANDSCAPING
- NEW CROSSWALKS
- CURB RAMP
- DRIVEWAY
- 24/7 BUS LANE
- LANDSCAPE MEDIAN STRIPS



Seattle
Department of
Transportation

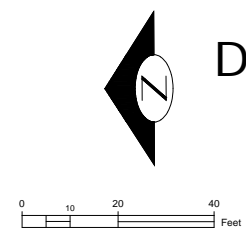
MATCH LINE - SEE SHEET 4

MATCH LINE - SEE SHEET 6



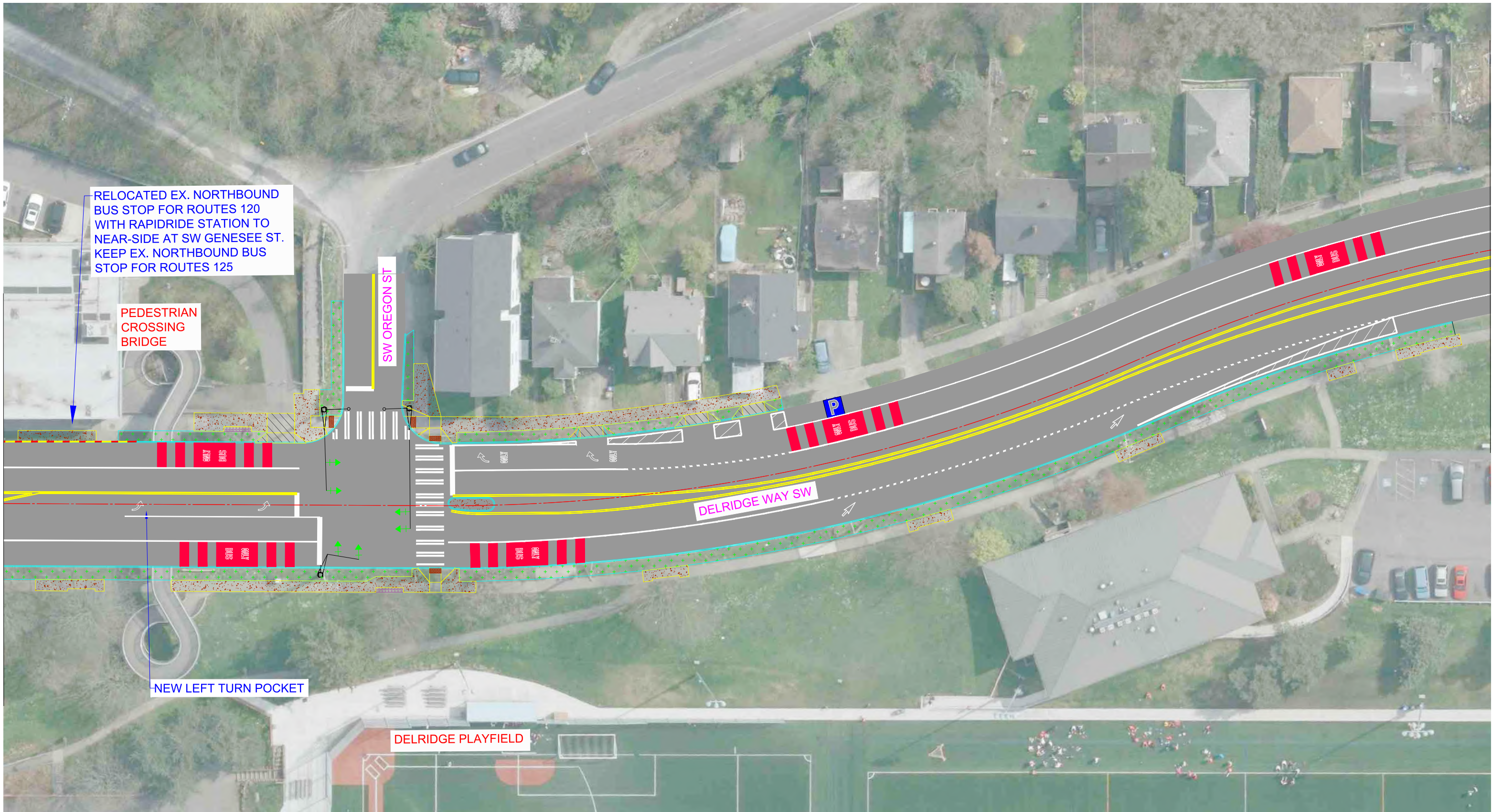
CHANN LEGEND:

- 24/7 PARKING LANE
- BIKE CROSSINGS
- NEW CROSSWALKS
- 24/7 BUS LANE
- RAPIDRIDE STATION
- RECTANGULAR RAPID FLASHING BEACON
- SIGNALS
- CURB RAMP
- LANDSCAPING
- LANDSCAPE MEDIAN STRIPS
- DRIVEWAY



MATCH LINE - SEE SHEET 5

MATCH LINE - SEE SHEET 7



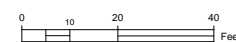
Seattle
Department of
Transportation

CHANN LEGEND:

- | | | |
|-------------------|-------------------------|-----------------------------------|
| 24/7 PARKING LANE | RAPIDRIDE STATION | RECTANGULAR RAPID FLASHING BEACON |
| BIKE CROSSINGS | SIGNALS | LANDSCAPING |
| NEW CROSSWALKS | CURB RAMP | DRIVEWAY |
| 24/7 BUS LANE | LANDSCAPE MEDIAN STRIPS | |

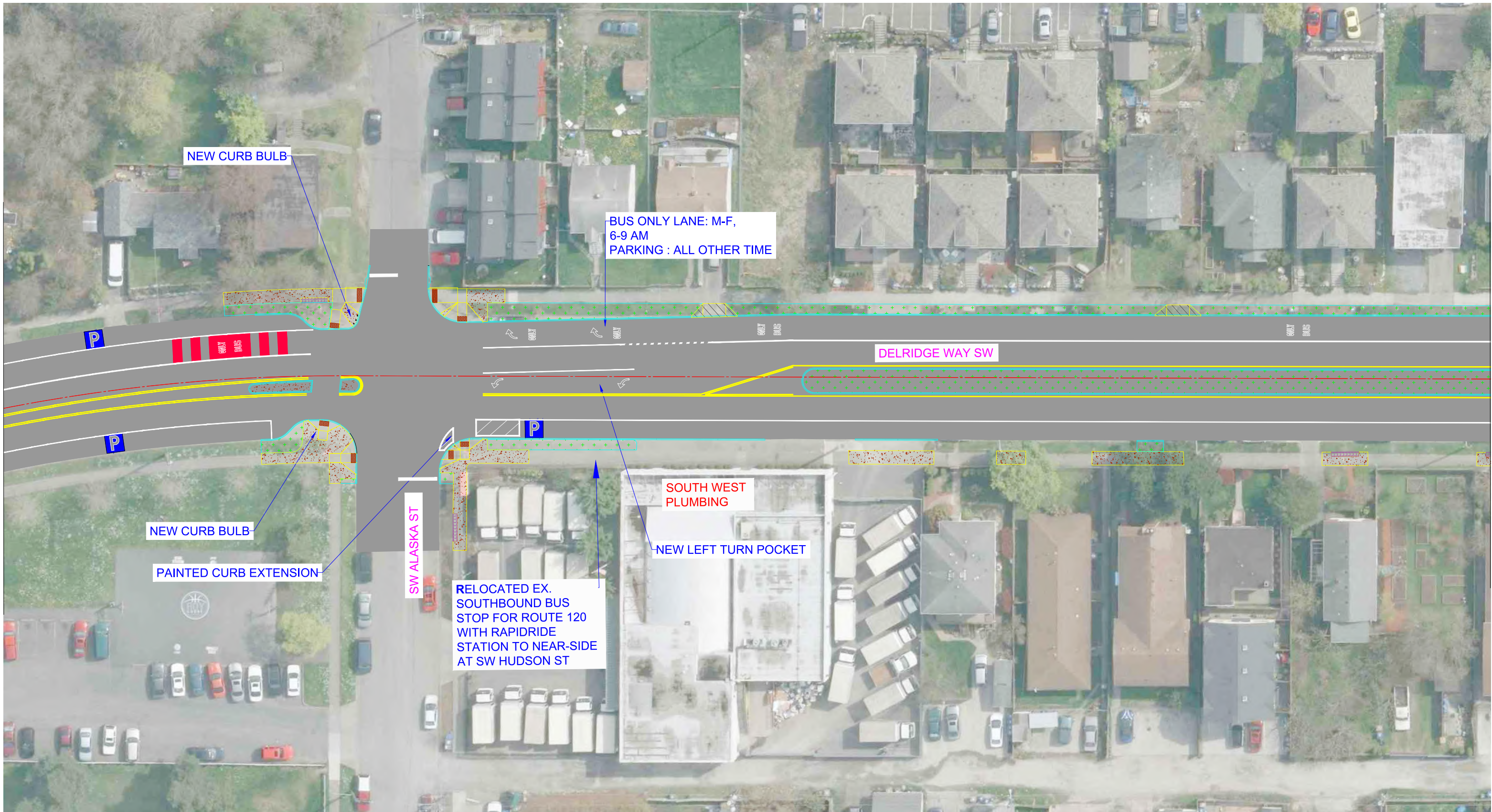


DELDRIDGE WAY SW - RAPIDRIDE H LINE
6 of 32



MATCH LINE - SEE SHEET 6

MATCH LINE - SEE SHEET 8



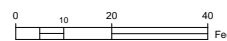
Seattle
Department of
Transportation

CHANN LEGEND:

- | | | |
|-------------------|-------------------------|-----------------------------------|
| 24/7 PARKING LANE | RAPIDRIDE STATION | RECTANGULAR RAPID FLASHING BEACON |
| BIKE CROSSINGS | SIGNALS | LANDSCAPING |
| NEW CROSSWALKS | CURB RAMP | DRIVEWAY |
| 24/7 BUS LANE | LANDSCAPE MEDIAN STRIPS | |

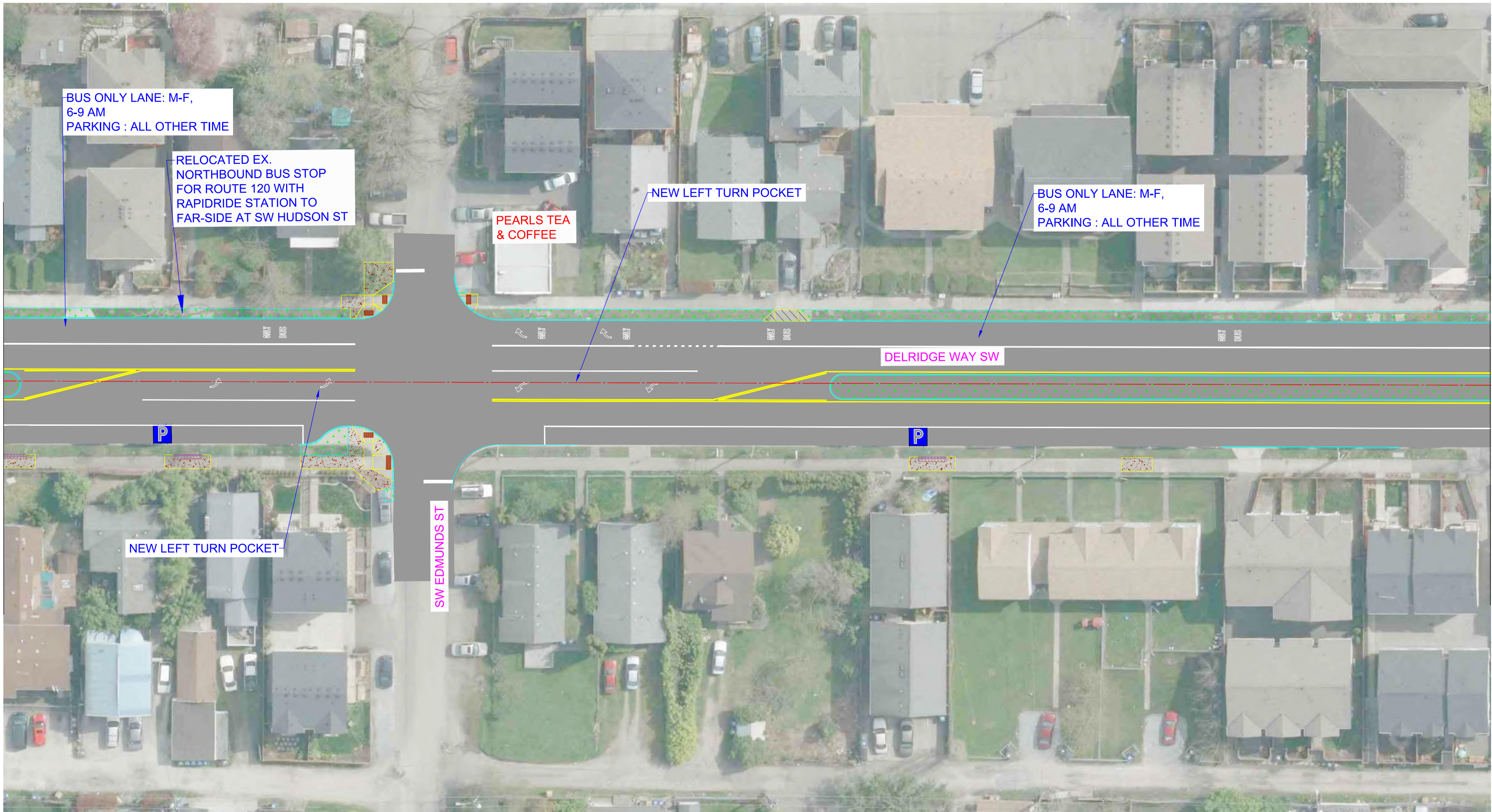


DELDRIDGE WAY SW - RAPIDRIDE H LINE
7 of 32










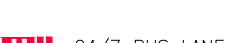



MATCH LINE - SEE SHEET 7

MATCH LINE - SEE SHEET 9



CHANN LEGEND:

-  24/7 PARKING LANE
-  RAPIDRIDE STATION
-  RECTANGULAR RAPID FLASHING BEACON
-  BIKE CROSSINGS
-  SIGNALS
-  LANDSCAPING
-  NEW CROSSWALKS
-  CURB RAMP
-  DRIVEWAY
-  24/7 BUS LANE
-  LANDSCAPE MEDIAN STRIPS

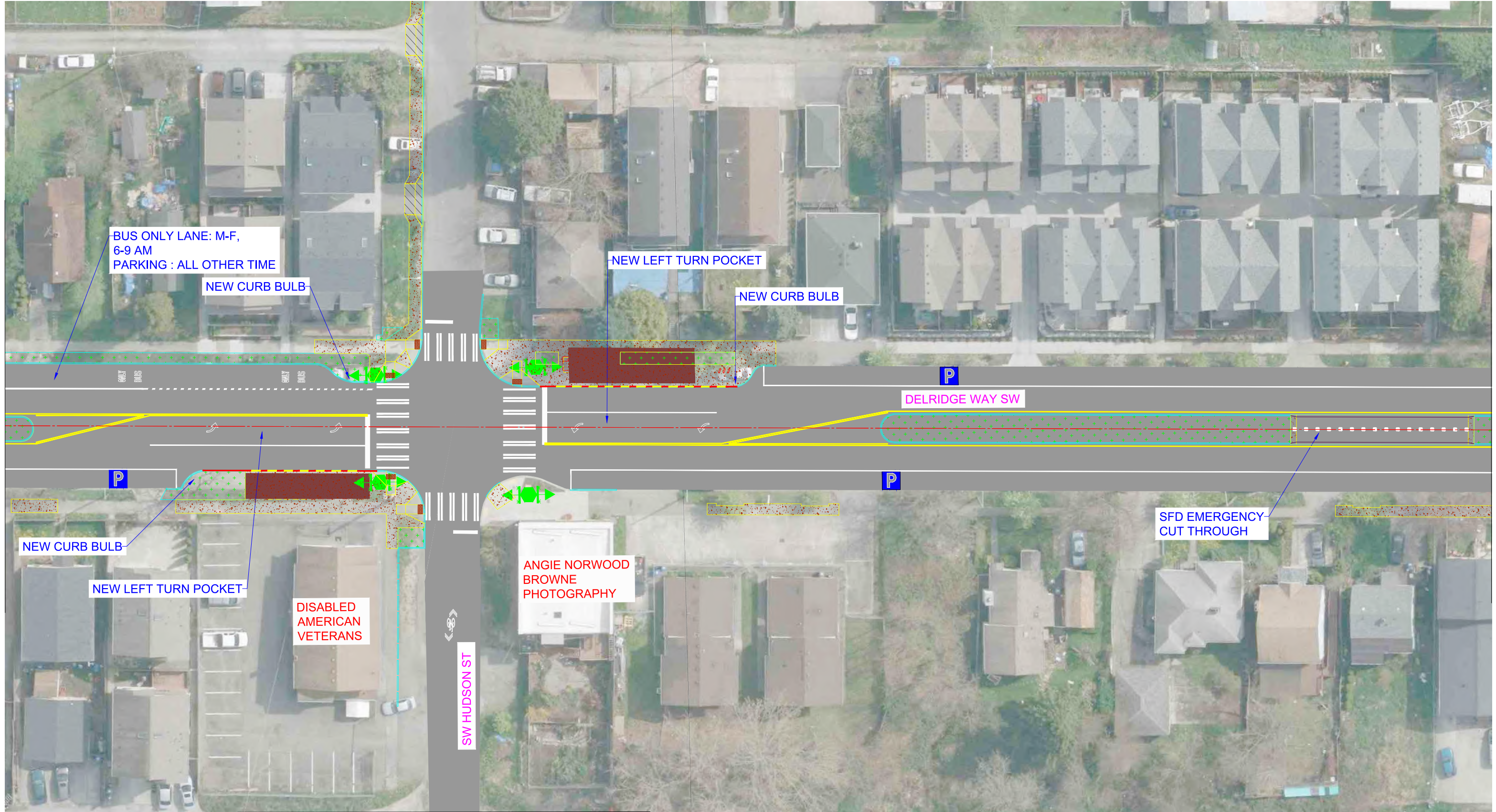


DELDRIDGE WAY SW - RAPIDRIDE H LINE
8 of 32



MATCH LINE - SEE SHEET 8

MATCH LINE - SEE SHEET 10

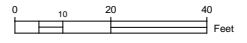


MATCH LINE - SEE SHEET 37



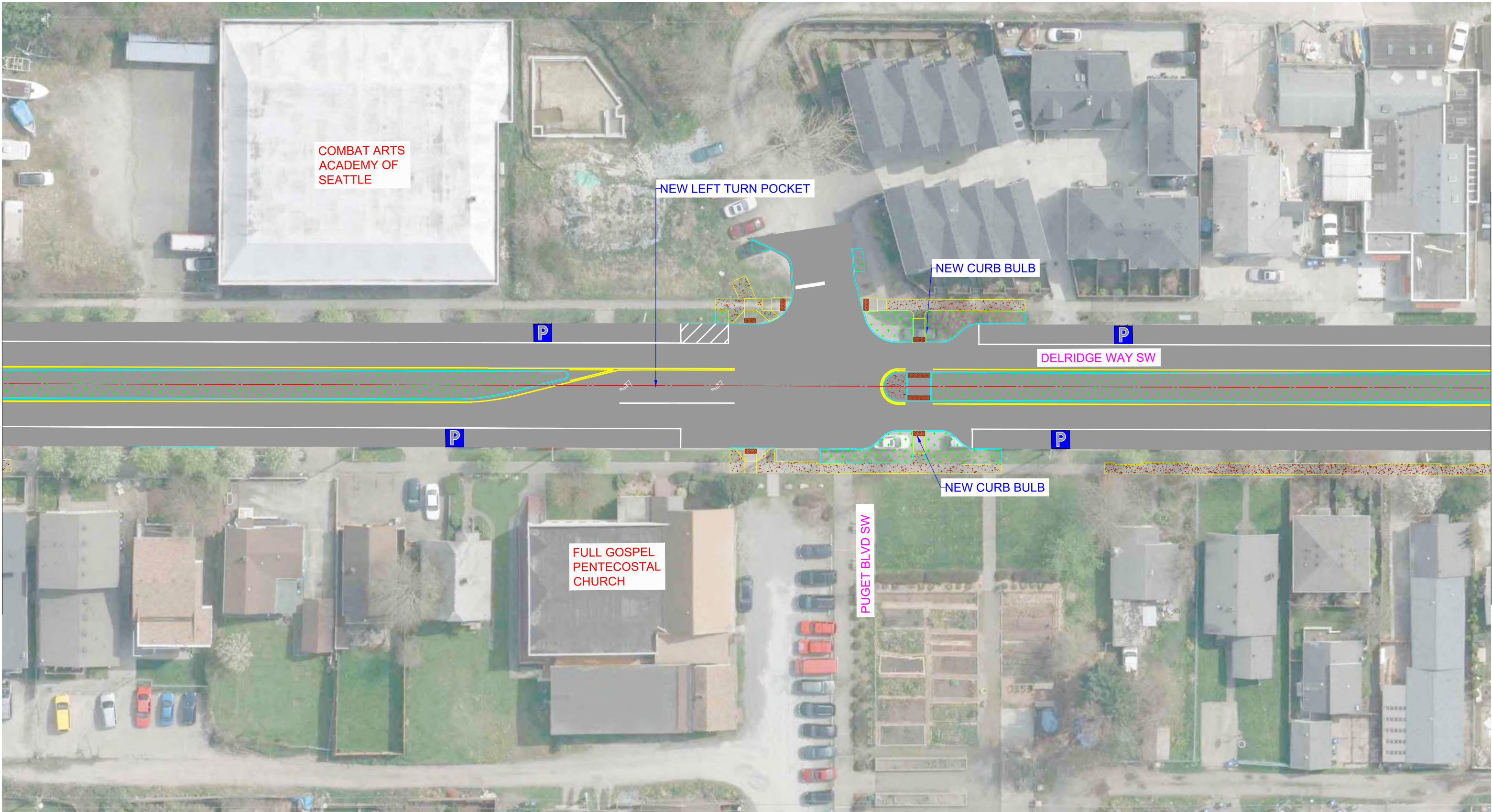
CHANN LEGEND:

24/7 PARKING LANE	RAPIDRIDE STATION	RECTANGULAR RAPID FLASHING BEACON
BIKE CROSSINGS	SIGNALS	LANDSCAPING
NEW CROSSWALKS	CURB RAMP	DRIVEWAY
24/7 BUS LANE	LANDSCAPE MEDIAN STRIPS	



DELDRIDGE WAY SW - RAPIDRIDE H LINE
9 of 32

MATCH LINE - SEE SHEET 9



MATCH LINE - SEE SHEET 11



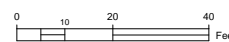
Seattle
Department of
Transportation

CHANN LEGEND:

- | | | |
|-------------------|-------------------------|-----------------------------------|
| 24/7 PARKING LANE | RAPIDRIDE STATION | RECTANGULAR RAPID FLASHING BEACON |
| BIKE CROSSINGS | SIGNALS | LANDSCAPING |
| NEW CROSSWALKS | CURB RAMP | DRIVEWAY |
| 24/7 BUS LANE | LANDSCAPE MEDIAN STRIPS | |

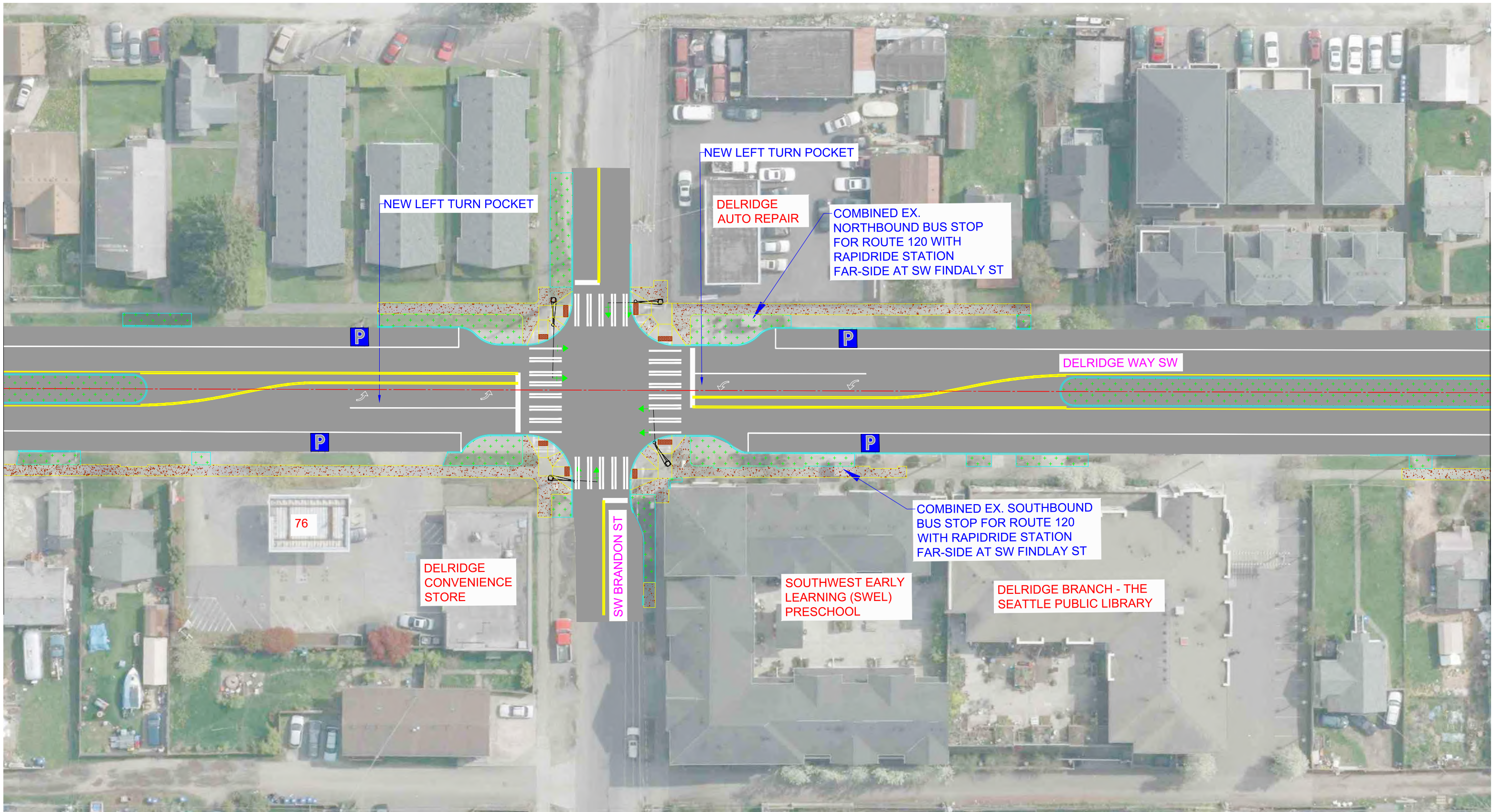


DELRIDGE WAY SW - RAPIDRIDE H LINE
10 of 32






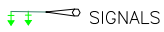







MATCH LINE - SEE SHEET 10

MATCH LINE - SEE SHEET 12



CHANN LEGEND:

-  24/7 PARKING LANE
-  BIKE CROSSINGS
-  NEW CROSSWALKS
-  24/7 BUS LANE
-  RAPIDRIDE STATION
-  SIGNALS
-  CURB RAMP
-  LANDSCAPE MEDIAN STRIPS
-  RECTANGULAR RAPID FLASHING BEACON
-  LANDSCAPING
-  DRIVEWAY

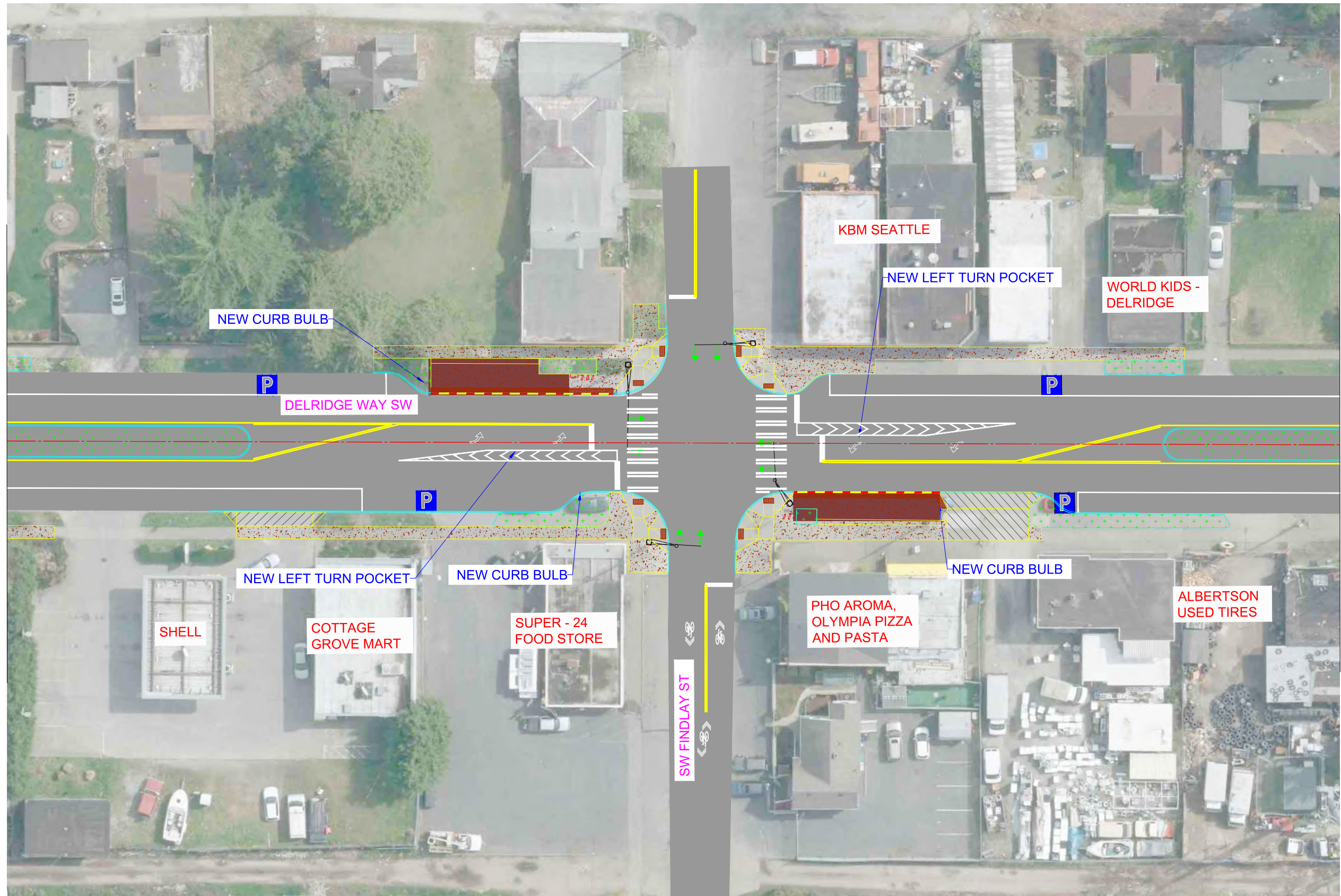


DELDRIDGE WAY SW - RAPIDRIDE H LINE
11 of 32














MATCH LINE - SEE SHEET 11

MATCH LINE - SEE SHEET 13



CHANN LEGEND:

MATCH LINE - SEE SHEET 41

-  24/7 PARKING LANE
-  BIKE CROSSINGS
-  24/7 BUS LANE
-  RAPIDRIDE STATION
-  SIGNALS
-  CURB RAMP
-  RECTANGULAR RAPID FLASHING BEACON
-  LANDSCAPING
-  LANDSCAPE MEDIAN STRIPS
-  NEW CROSSWALKS
-  DRIVEWAY

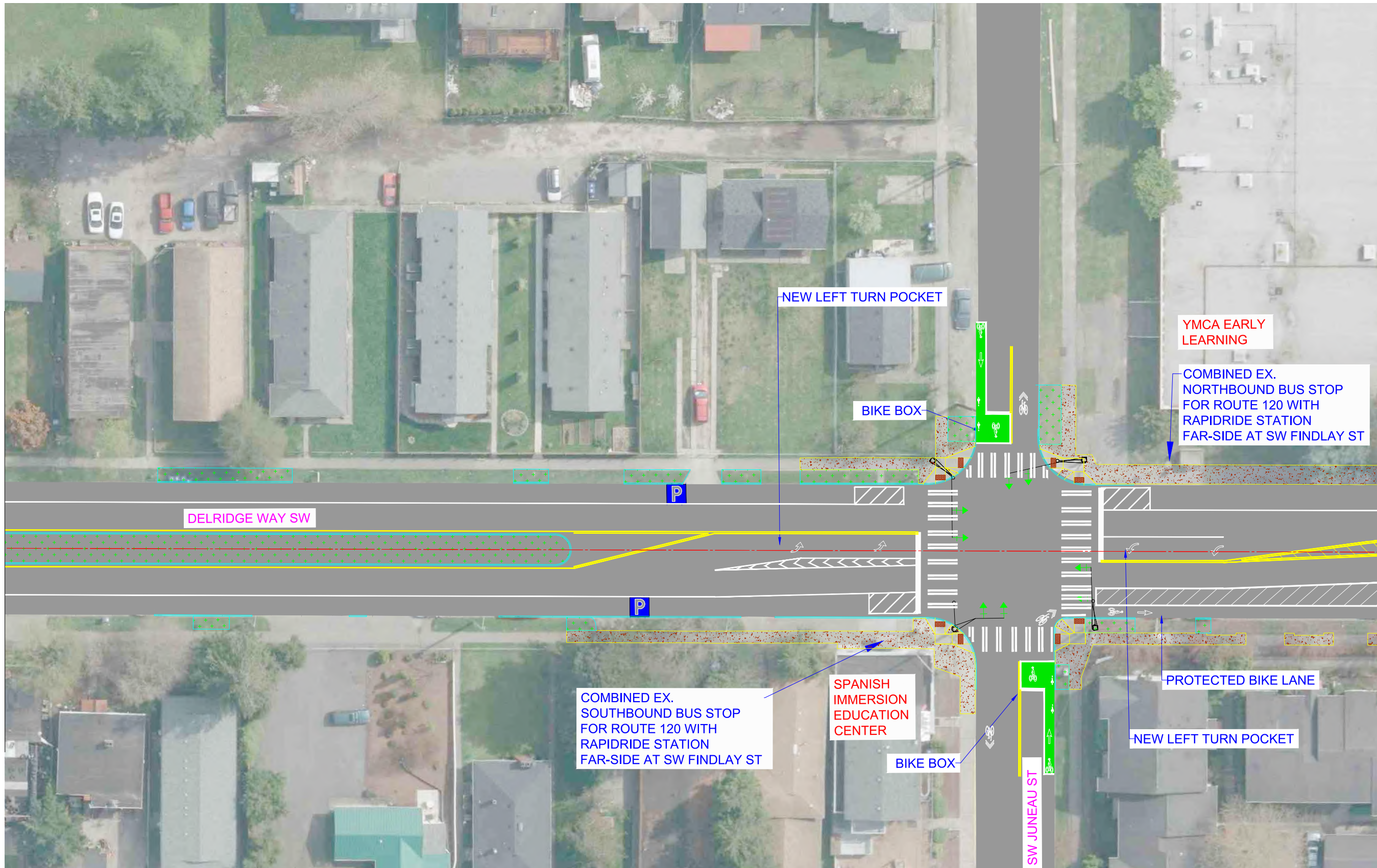


Seattle
 Department of
 Transportation

DELDRIDGE WAY SW - RAPIDRIDE H LINE
 12 of 32

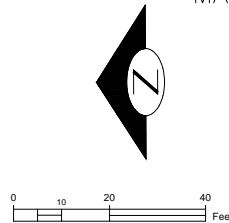
MATCH LINE - SEE SHEET 12


MATCH LINE - SEE SHEET 14



CHANN LEGEND:

- 24/7 PARKING LANE
- BIKE CROSSINGS
- NEW CROSSWALKS
- 24/7 BUS LANE
- RAPIDRIDE STATION
- RECTANGULAR RAPID FLASHING BEACON
- SIGNALS
- LANDSCAPING
- CURB RAMP
- LANDSCAPE MEDIAN STRIPS
- DRIVEWAY





MATCH LINE - SEE SHEET 13

MATCH LINE - SEE SHEET 15




Seattle
Department of
Transportation

CHANN LEGEND:

- | | | |
|-------------------|-------------------------|-----------------------------------|
| 24/7 PARKING LANE | RAPIDRIDE STATION | RECTANGULAR RAPID FLASHING BEACON |
| BIKE CROSSINGS | SIGNALS | LANDSCAPING |
| NEW CROSSWALKS | CURB RAMP | DRIVEWAY |
| 24/7 BUS LANE | LANDSCAPE MEDIAN STRIPS | 0 10 20 40 Feet |

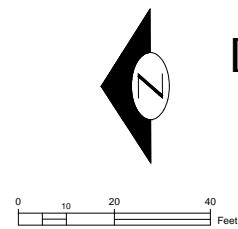


DELRIDGE WAY SW - RAPIDRIDE H LINE
14 of 32



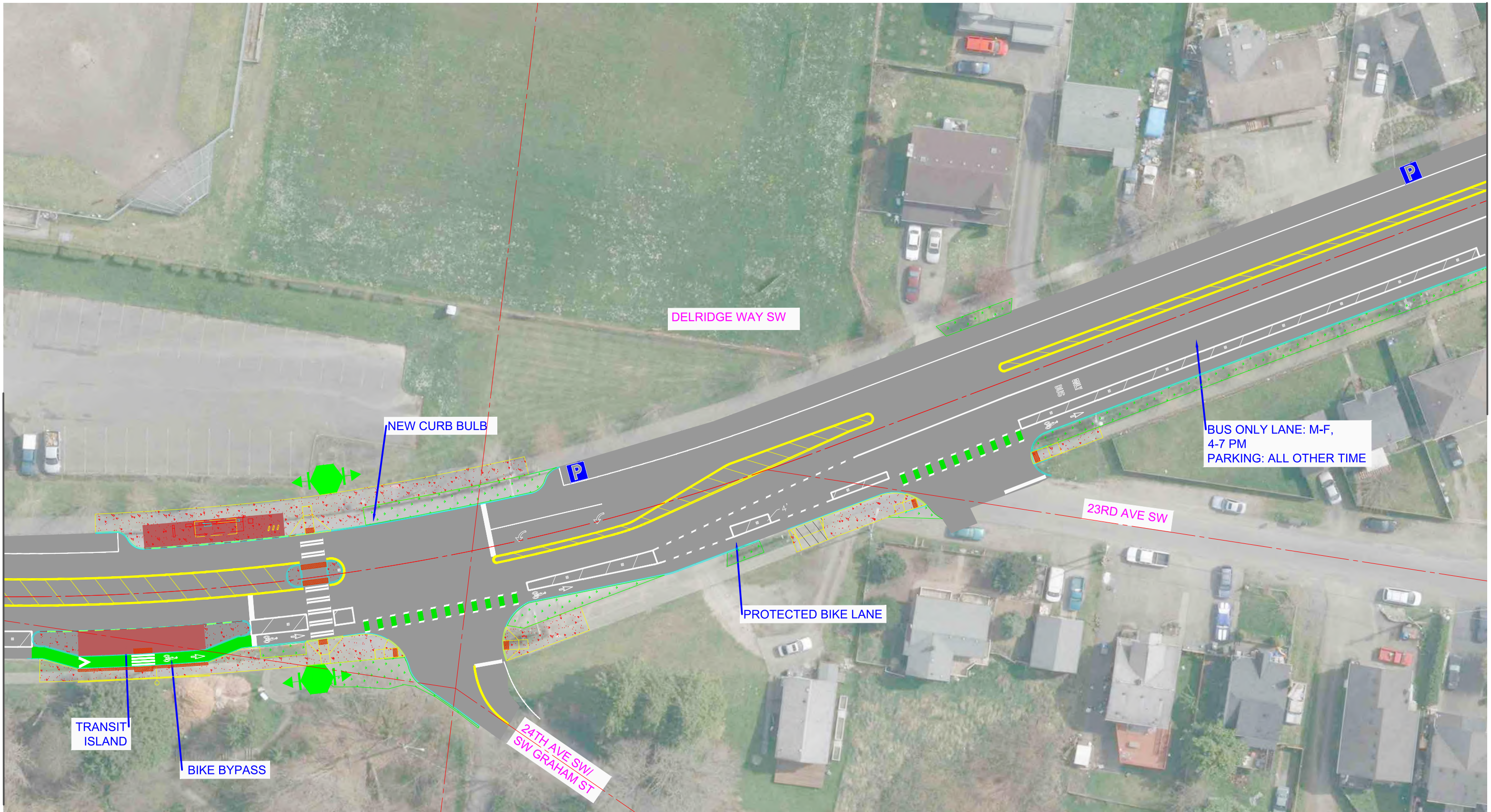
CHANN LEGEND:

- | | | | | | |
|--|-------------------|--|-------------------------|--|-----------------------------------|
| | 24/7 PARKING LANE | | RAPIDRIDE STATION | | RECTANGULAR RAPID FLASHING BEACON |
| | BIKE CROSSINGS | | SIGNALS | | LANDSCAPING |
| | NEW CROSSWALKS | | CURB RAMP | | DRIVEWAY |
| | 24/7 BUS LANE | | LANDSCAPE MEDIAN STRIPS | | |



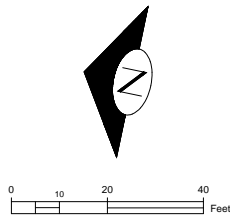
MATCH LINE - SEE SHEET 15

MATCH LINE - SEE SHEET 17



CHANN LEGEND:

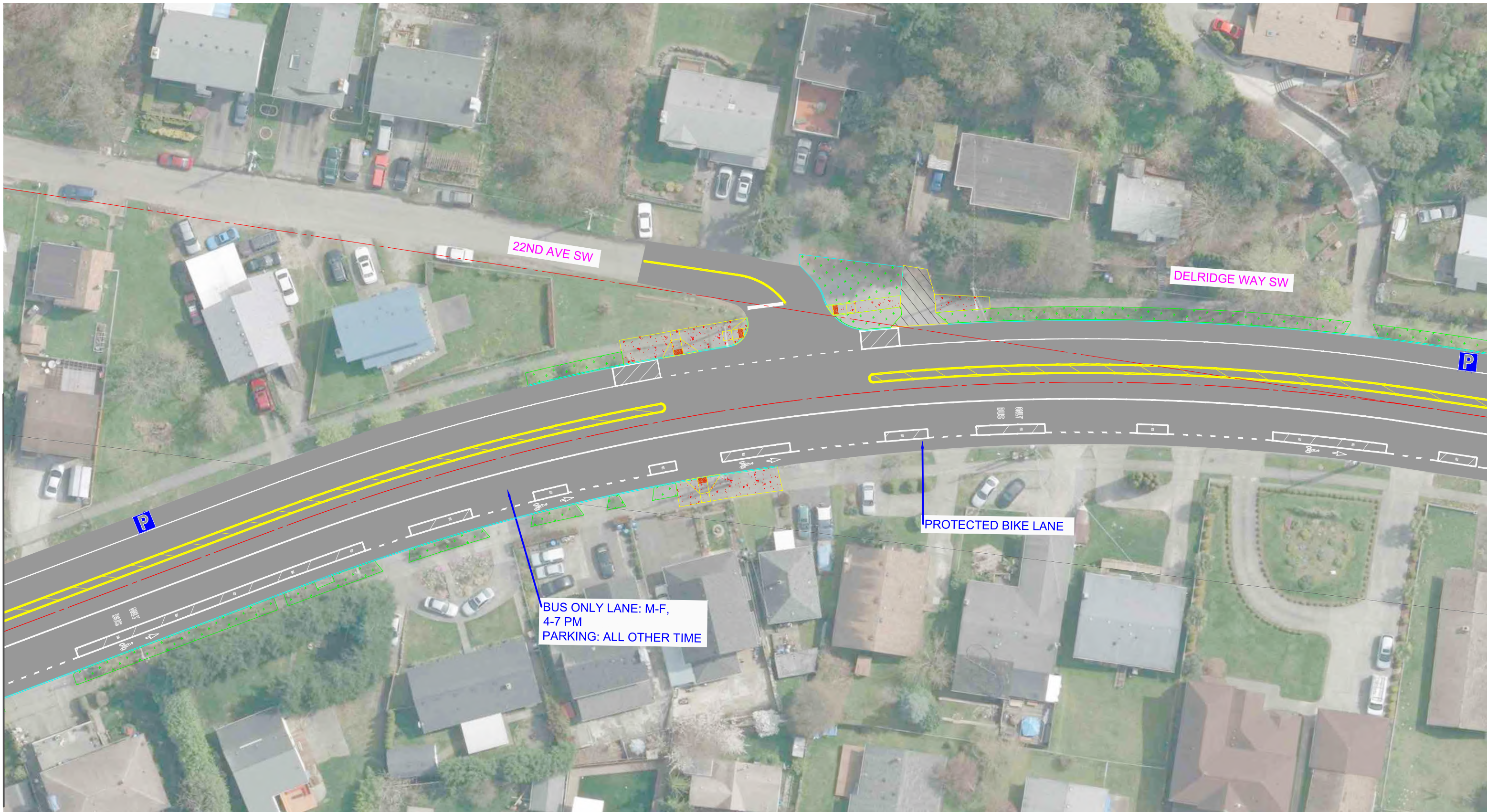
- | | | |
|-------------------|-------------------------|-----------------------------------|
| 24/7 PARKING LANE | RAPIDRIDE STATION | RECTANGULAR RAPID FLASHING BEACON |
| BIKE CROSSINGS | SIGNALS | LANDSCAPING |
| NEW CROSSWALKS | CURB RAMP | DRIVEWAY |
| 24/7 BUS LANE | LANDSCAPE MEDIAN STRIPS | |



DELRIERGE WAY SW - RAPIDRIDE H LINE
16 of 32

MATCH LINE - SEE SHEET 16

MATCH LINE - SEE SHEET 18



CHANN LEGEND:

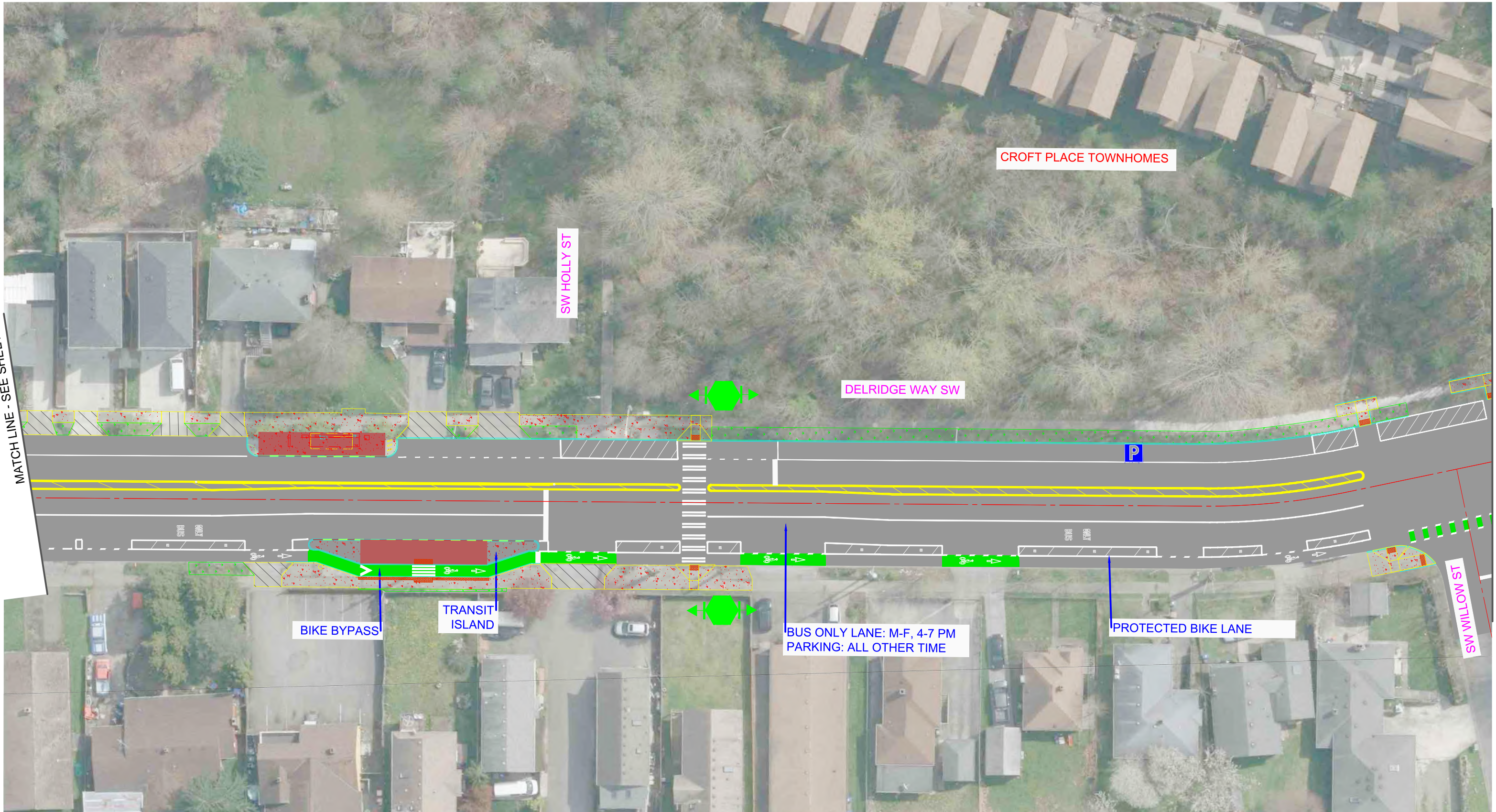
- 24/7 PARKING LANE
- RAPIDRIDE STATION
- RECTANGULAR RAPID FLASHING BEACON
- BIKE CROSSINGS
- SIGNALS
- LANDSCAPING
- NEW CROSSWALKS
- CURB RAMP
- DRIVEWAY
- 24/7 BUS LANE
- LANDSCAPE MEDIAN STRIPS



DELDRIDGE WAY SW - RAPIDRIDE H LINE
17 of 32

MATCH LINE - SEE SHEET 17

MATCH LINE - SEE SHEET 19



CHANN LEGEND:

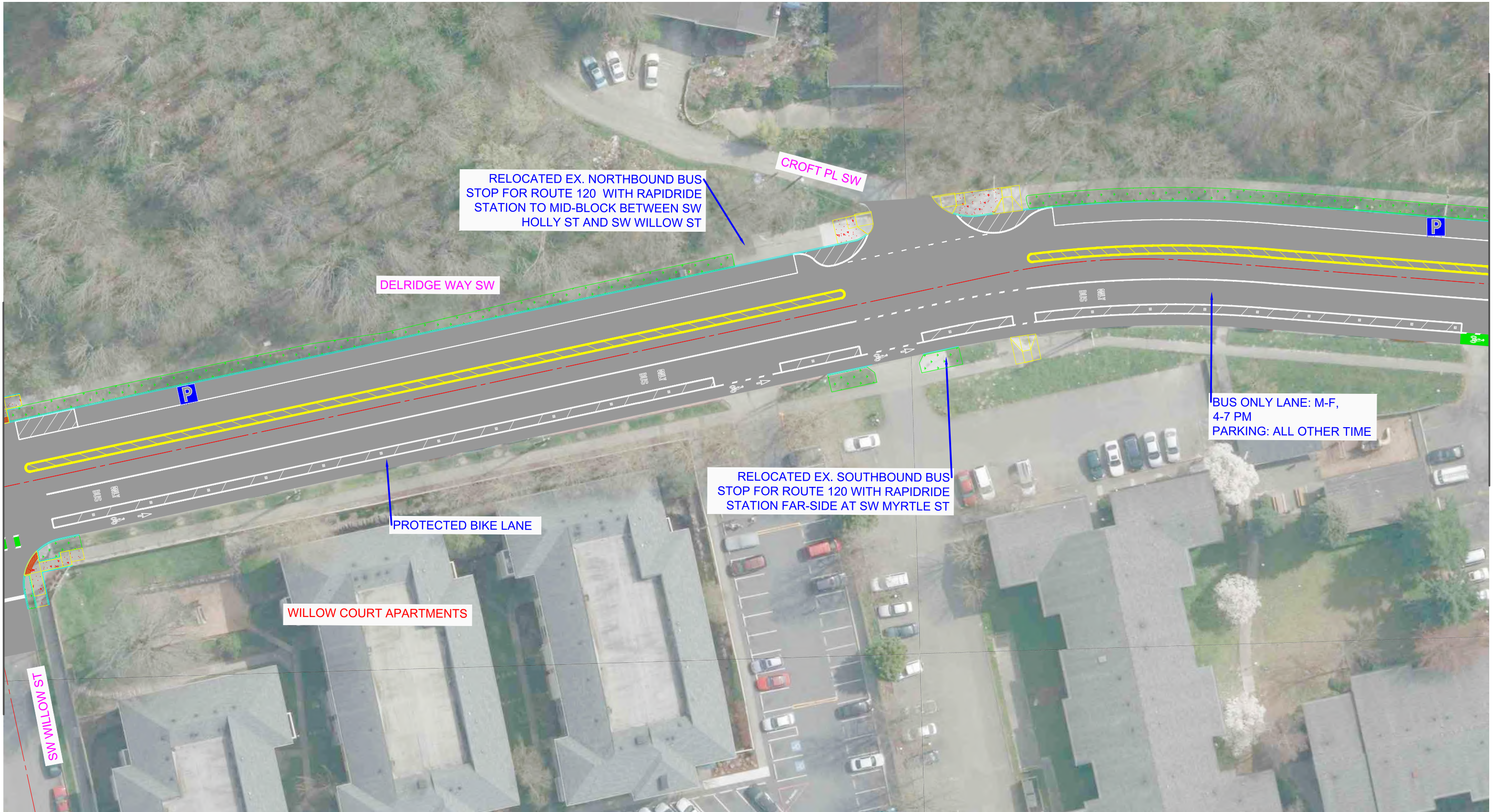
- | | | |
|-------------------|-------------------------|-----------------------------------|
| 24/7 PARKING LANE | RAPIDRIDE STATION | RECTANGULAR RAPID FLASHING BEACON |
| BIKE CROSSINGS | SIGNALS | LANDSCAPING |
| NEW CROSSWALKS | CURB RAMP | DRIVEWAY |
| 24/7 BUS LANE | LANDSCAPE MEDIAN STRIPS | |



0 10 20 40 Feet

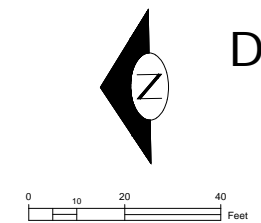
MATCH LINE - SEE SHEET 18

MATCH LINE - SEE SHEET 20

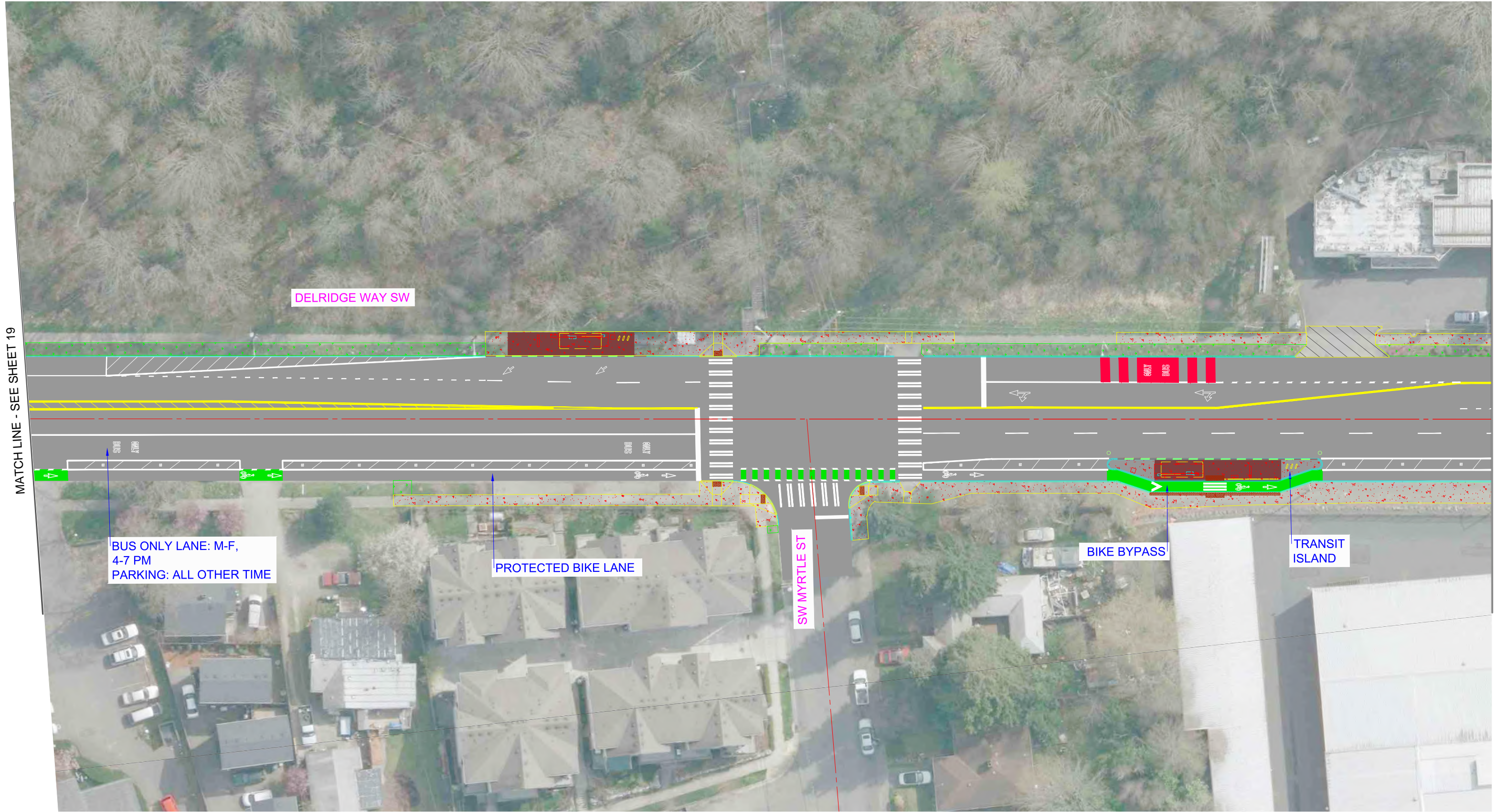


CHANN LEGEND:

- | | | |
|-------------------|-------------------------|-----------------------------------|
| 24/7 PARKING LANE | RAPIDRIDE STATION | RECTANGULAR RAPID FLASHING BEACON |
| BIKE CROSSINGS | SIGNALS | LANDSCAPING |
| NEW CROSSWALKS | CURB RAMP | DRIVEWAY |
| 24/7 BUS LANE | LANDSCAPE MEDIAN STRIPS | |



DELDRIDGE WAY SW - RAPIDRIDE H LINE
19 of 32



MATCH LINE - SEE SHEET 19

MATCH LINE - SEE SHEET 21

BUS ONLY LANE: M-F,
4-7 PM
PARKING: ALL OTHER TIME

PROTECTED BIKE LANE

BIKE BYPASS

TRANSIT ISLAND

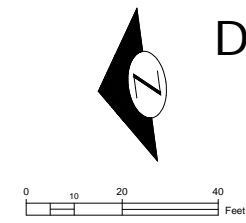
SW MYRTLE ST

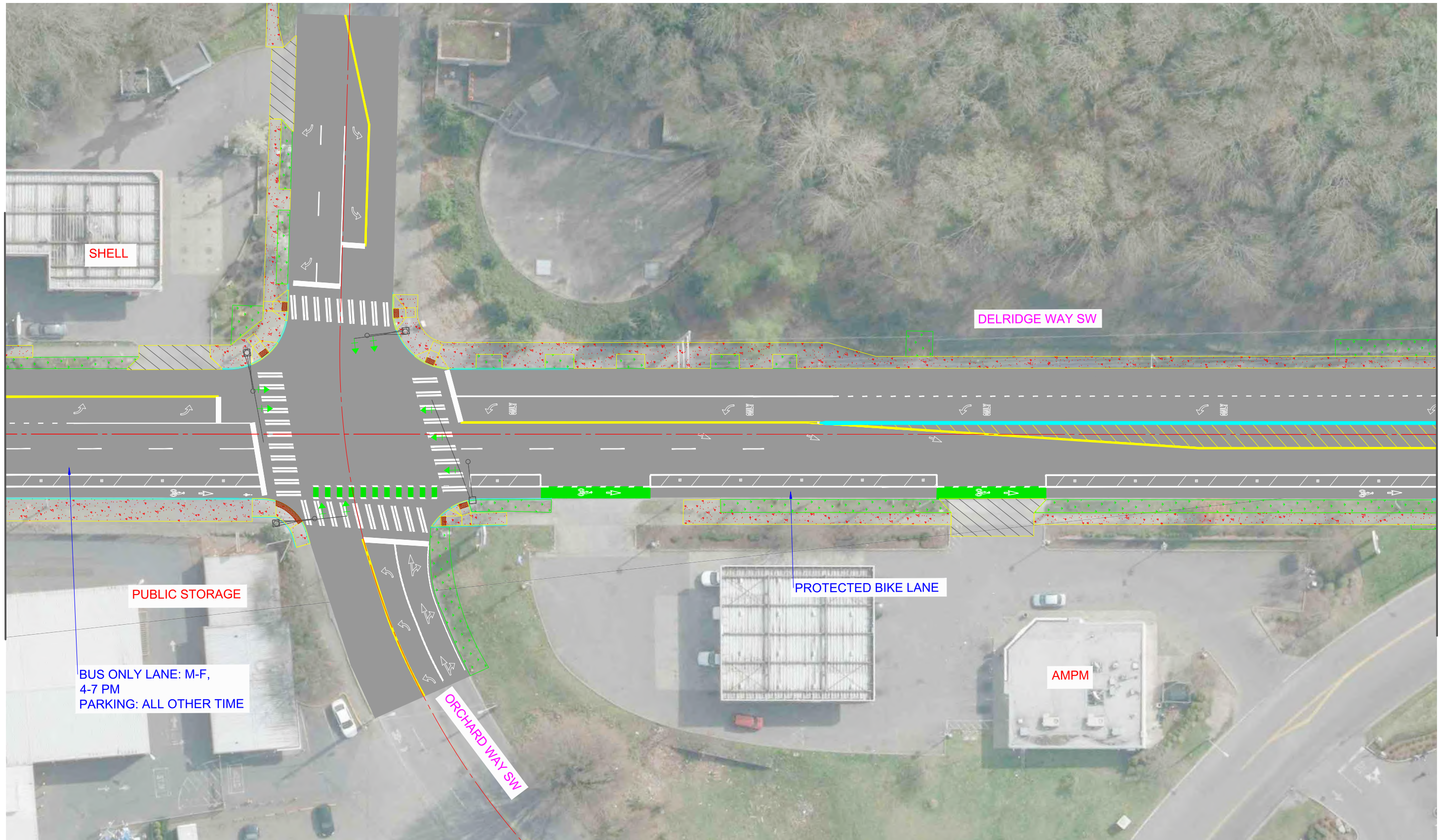
DELRIDGE WAY SW



CHANN LEGEND:

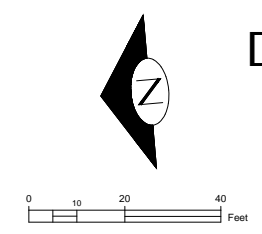
- | | | |
|-------------------|-------------------------|-----------------------------------|
| 24/7 PARKING LANE | RAPIDRIDE STATION | RECTANGULAR RAPID FLASHING BEACON |
| BIKE CROSSINGS | SIGNALS | LANDSCAPING |
| NEW CROSSWALKS | CURB RAMP | DRIVEWAY |
| 24/7 BUS LANE | LANDSCAPE MEDIAN STRIPS | |

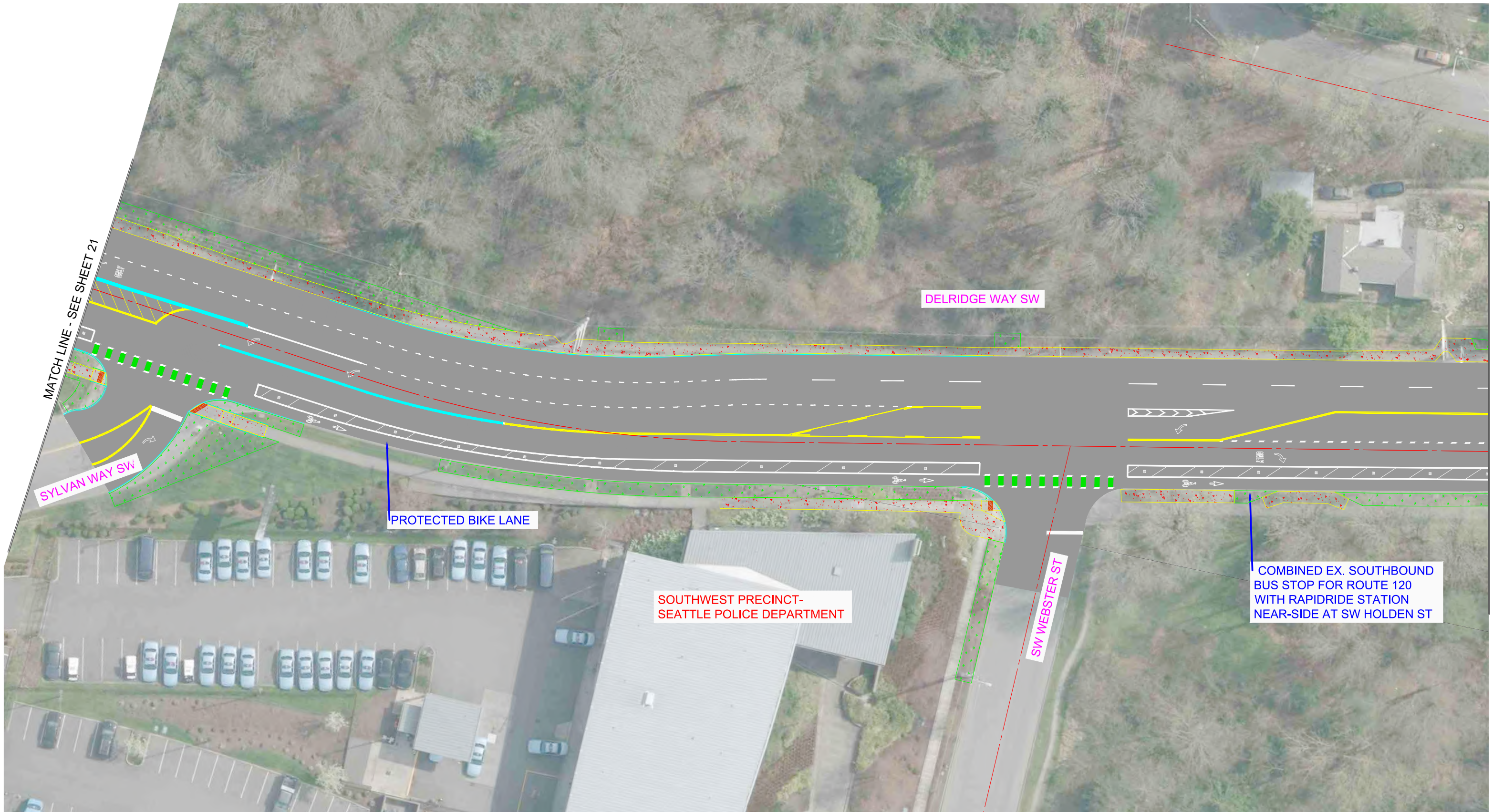




CHANN LEGEND:

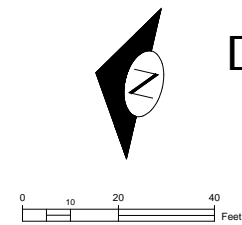
- | | | |
|-------------------|-------------------------|-----------------------------------|
| 24/7 PARKING LANE | RAPIDRIDE STATION | RECTANGULAR RAPID FLASHING BEACON |
| BIKE CROSSINGS | SIGNALS | LANDSCAPING |
| NEW CROSSWALKS | CURB RAMP | DRIVEWAY |
| 24/7 BUS LANE | LANDSCAPE MEDIAN STRIPS | |





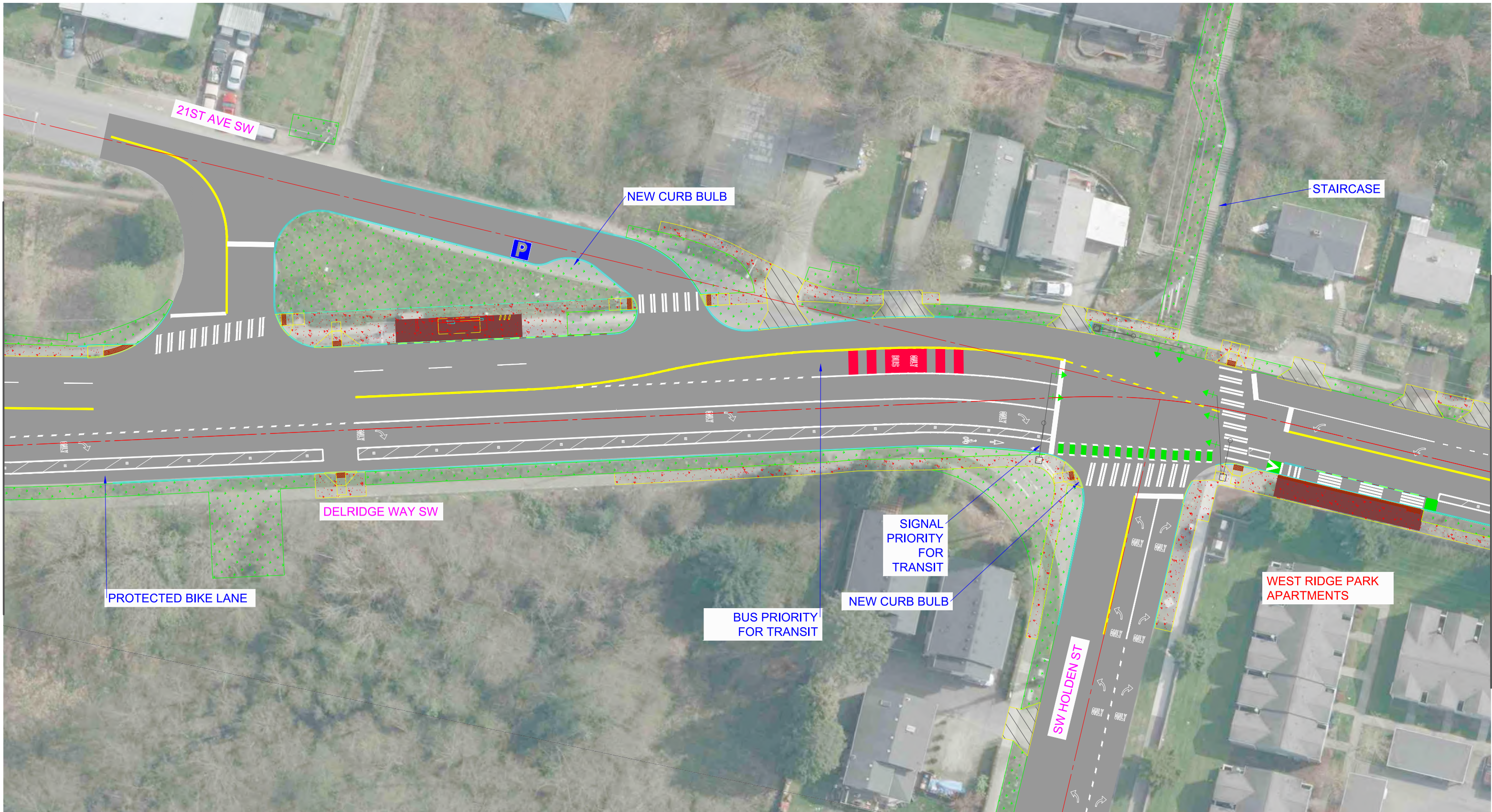
CHANN LEGEND:

- | | | |
|-------------------|-------------------------|-----------------------------------|
| 24/7 PARKING LANE | RAPIDRIDE STATION | RECTANGULAR RAPID FLASHING BEACON |
| BIKE CROSSINGS | SIGNALS | LANDSCAPING |
| NEW CROSSWALKS | CURB RAMP | DRIVEWAY |
| 24/7 BUS LANE | LANDSCAPE MEDIAN STRIPS | |



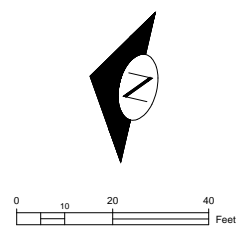
MATCH LINE - SEE SHEET 22

MATCH LINE - SEE SHEET 24



CHANN LEGEND:

- | | | |
|-------------------|-------------------------|-----------------------------------|
| 24/7 PARKING LANE | RAPIDRIDE STATION | RECTANGULAR RAPID FLASHING BEACON |
| BIKE CROSSINGS | SIGNALS | LANDSCAPING |
| NEW CROSSWALKS | CURB RAMP | DRIVEWAY |
| 24/7 BUS LANE | LANDSCAPE MEDIAN STRIPS | |



DELTRIDGE WAY SW - RAPIDRIDE H LINE
23 of 32

MATCH LINE - SEE SHEET 23

MATCH LINE - SEE SHEET 25



COMBINED EX. NORTHBOUND
 BUS STOP FOR ROUTE 120
 WITH RAPIDRIDE STATION TO
 MID-BLOCK BETWEEN SW
 HOLDEN ST AND 21ST AVE SW

DELDRIDGE WAY SW

PROTECTED BIKE LANE

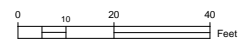
WEST RIDGE PARK
 APARTMENTS

WEST RIDGE PARK
 APARTMENTS

SW KENYON ST

CHANN LEGEND:

- | | | |
|-------------------|-------------------------|-----------------------------------|
| 24/7 PARKING LANE | RAPIDRIDE STATION | RECTANGULAR RAPID FLASHING BEACON |
| BIKE CROSSINGS | SIGNALS | LANDSCAPING |
| NEW CROSSWALKS | CURB RAMP | DRIVEWAY |
| 24/7 BUS LANE | LANDSCAPE MEDIAN STRIPS | |







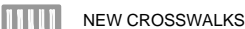
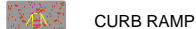
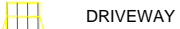




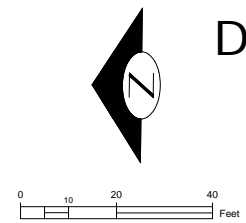
MATCH LINE - SEE SHEET 24

MATCH LINE - SEE SHEET 26



CHANN LEGEND:

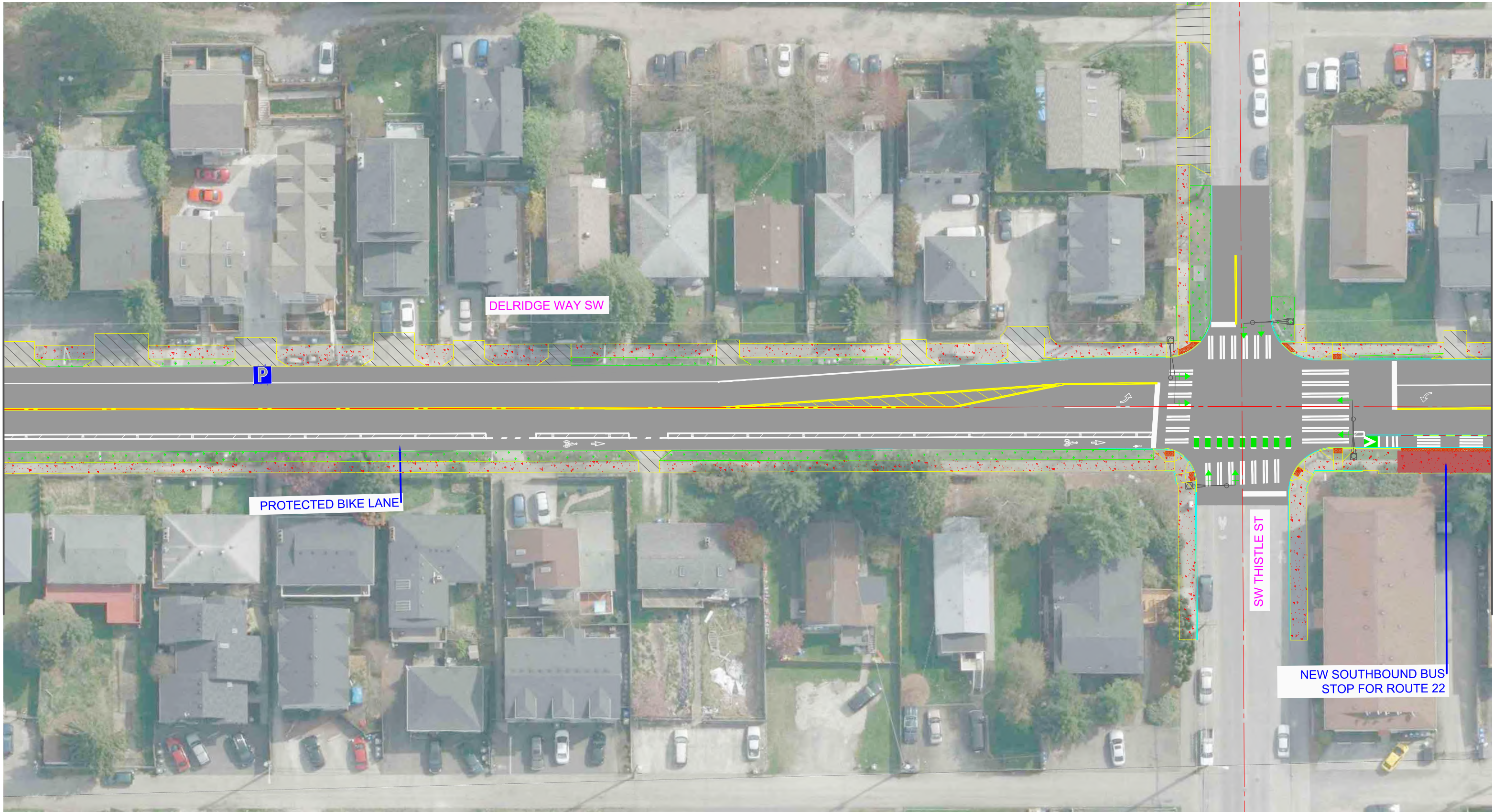
-  24/7 PARKING LANE
-  RAPIDRIDE STATION
-  RECTANGULAR RAPID FLASHING BEACON
-  BIKE CROSSINGS
-  SIGNALS
-  LANDSCAPING
-  NEW CROSSWALKS
-  CURB RAMP
-  DRIVEWAY
-  24/7 BUS LANE
-  LANDSCAPE MEDIAN STRIPS



DELDRIDGE WAY SW - RAPIDRIDE H LINE
25 of 32

MATCH LINE - SEE SHEET 25

MATCH LINE - SEE SHEET 27



DELDRIDGE WAY SW

P

PROTECTED BIKE LANE

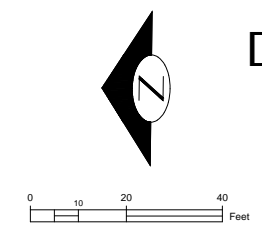
SW THISTLE ST

NEW SOUTHBOUND BUS STOP FOR ROUTE 22



CHANN LEGEND:

- 24/7 PARKING LANE
- BIKE CROSSINGS
- NEW CROSSWALKS
- 24/7 BUS LANE
- RAPIDRIDE STATION
- SIGNALS
- CURB RAMP
- LANDSCAPE MEDIAN STRIPS
- RECTANGULAR RAPID FLASHING BEACON
- LANDSCAPING
- DRIVEWAY








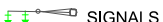
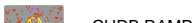




DELDRIDGE WAY SW - RAPIDRIDE H LINE
26 of 32

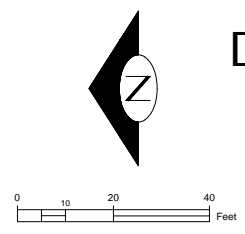
MATCH LINE - SEE SHEET 26

MATCH LINE - SEE SHEET 28



CHANN LEGEND:

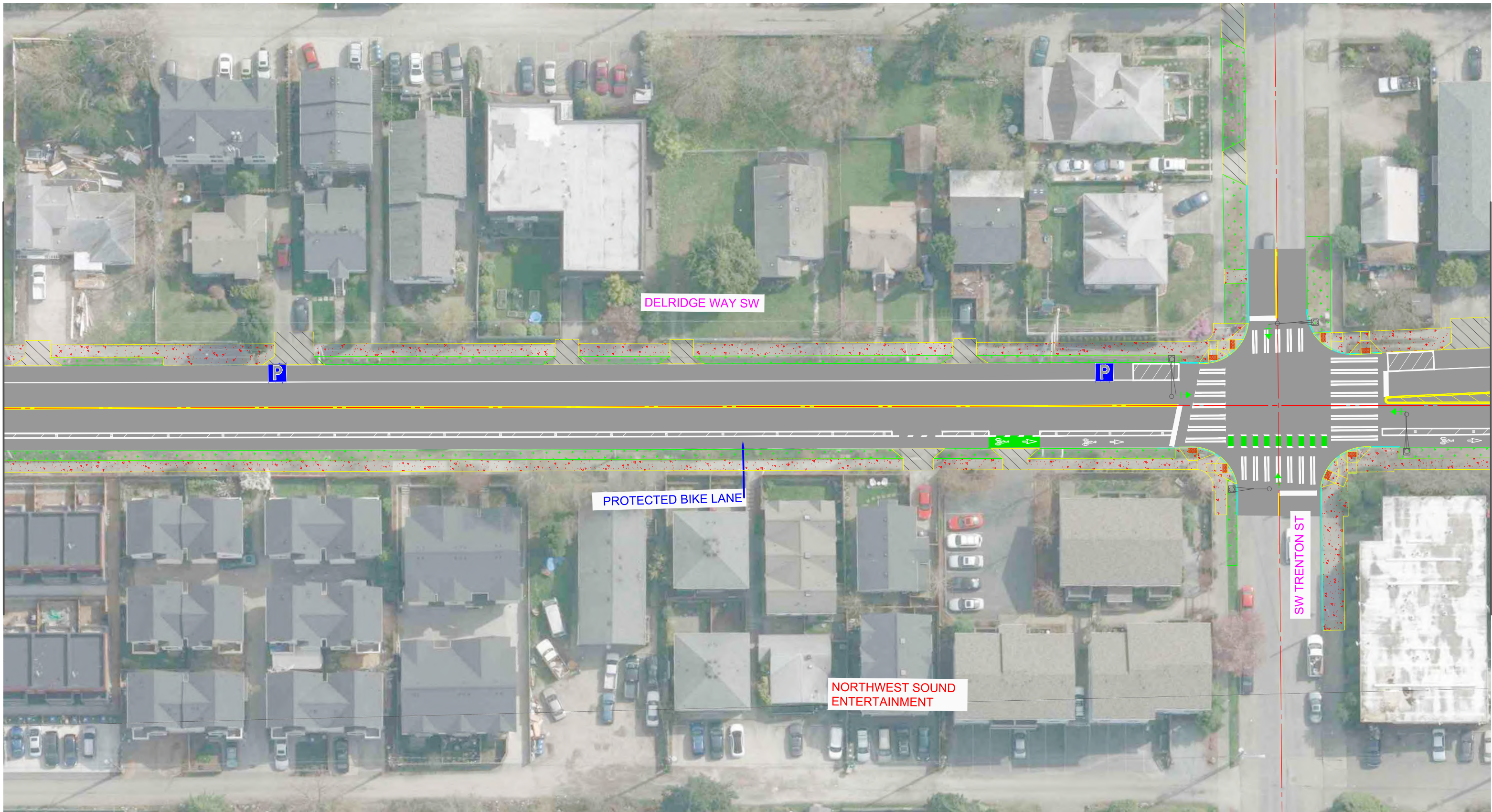
-  24/7 PARKING LANE
-  BIKE CROSSINGS
-  NEW CROSSWALKS
-  24/7 BUS LANE
-  RAPIDRIDE STATION
-  SIGNALS
-  CURB RAMP
-  LANDSCAPE MEDIAN STRIPS
-  RECTANGULAR RAPID FLASHING BEACON
-  LANDSCAPING
-  DRIVEWAY














DELRIDGE WAY SW - RAPIDRIDE H LINE
27 of 32

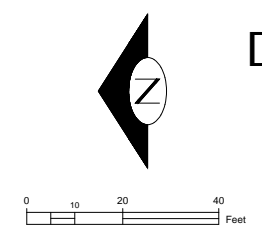
MATCH LINE - SEE SHEET 27

MATCH LINE - SEE SHEET 29



CHANN LEGEND:

- | | | |
|---|---|---|
|  24/7 PARKING LANE |  RAPIDRIDE STATION |  RECTANGULAR RAPID FLASHING BEACON |
|  BIKE CROSSINGS |  SIGNALS |  LANDSCAPING |
|  NEW CROSSWALKS |  CURB RAMP |  DRIVEWAY |
|  24/7 BUS LANE |  LANDSCAPE MEDIAN STRIPS | |



DELDRIDGE WAY SW - RAPIDRIDE H LINE
28 of 32

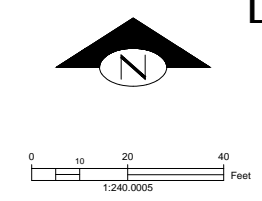
MATCH LINE - SEE SHEET 28

MATCH LINE - SEE SHEET 30

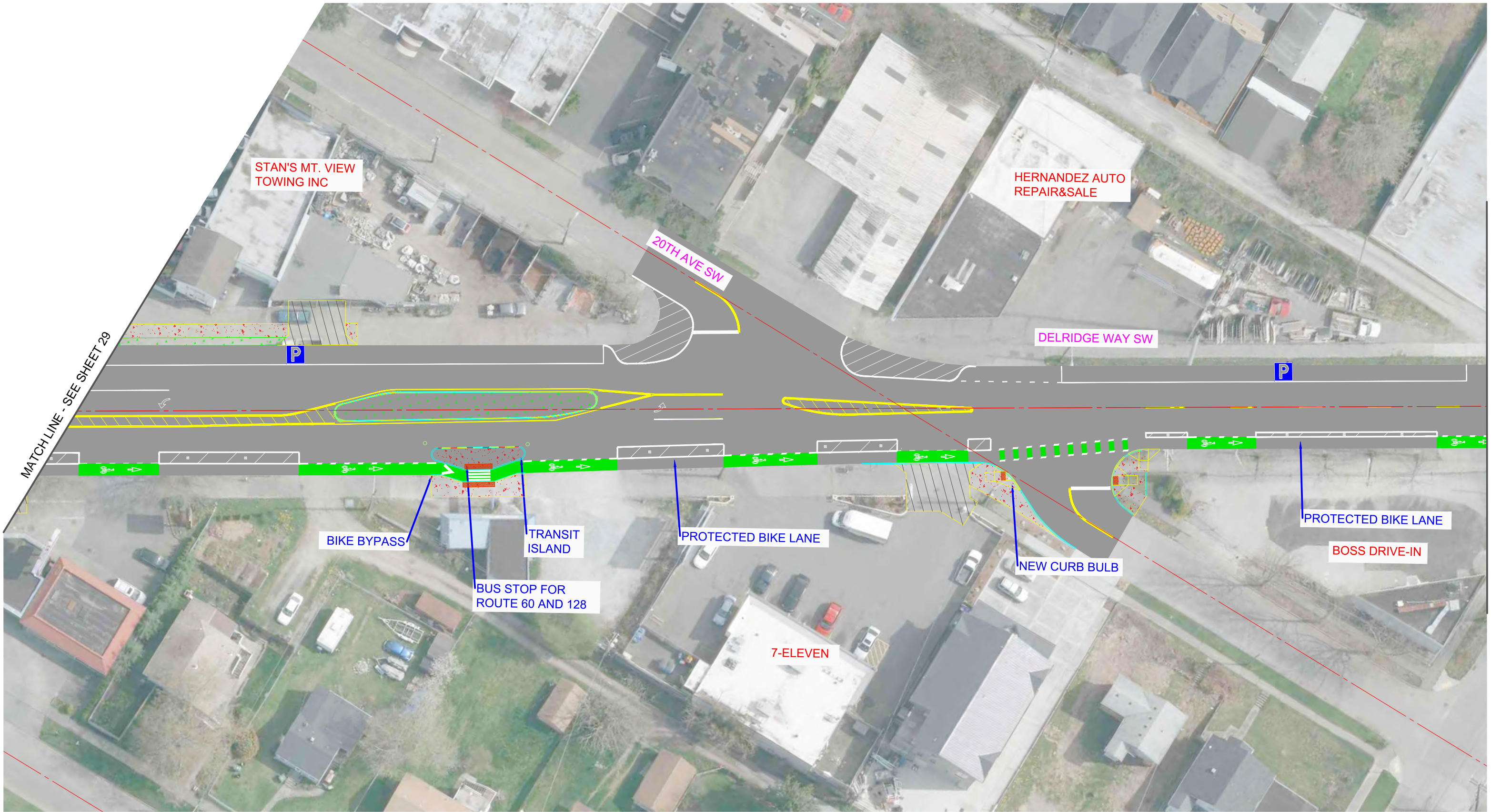


CHANN LEGEND:

24/7 PARKING LANE	RAPIDRIDE STATION	RECTANGULAR RAPID FLASHING BEACON
BIKE CROSSINGS	SIGNALS	LANDSCAPING
NEW CROSSWALKS	CURB RAMP	DRIVEWAY
24/7 BUS LANE	LANDSCAPE MEDIAN STRIPS	



DELTRIDGE WAY SW - RAPIDRIDE H LINE
29 of 32



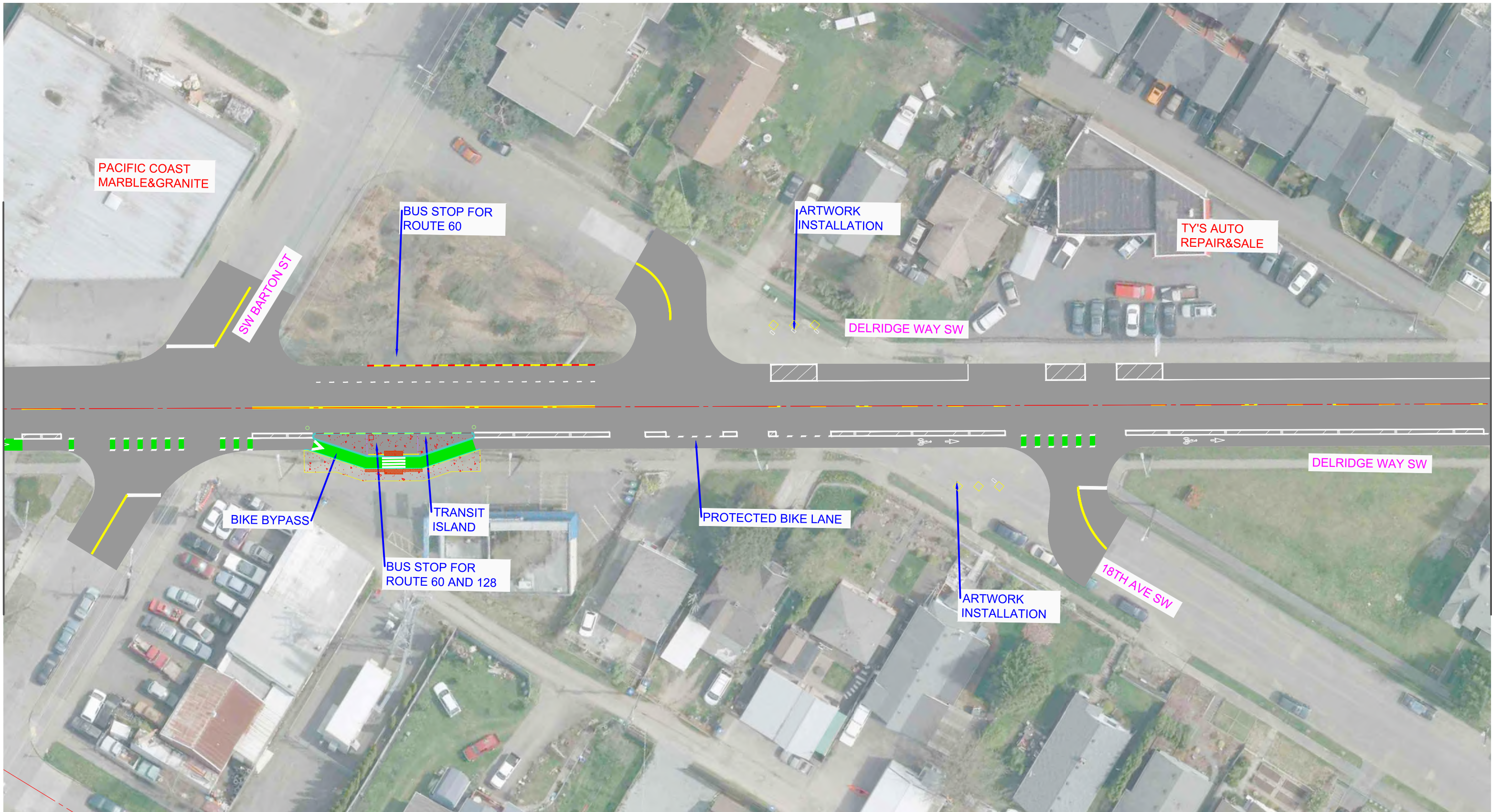
CHANN LEGEND:

- | | | |
|-------------------|-------------------------|-----------------------------------|
| 24/7 PARKING LANE | RAPIDRIDE STATION | RECTANGULAR RAPID FLASHING BEACON |
| BIKE CROSSINGS | SIGNALS | LANDSCAPING |
| NEW CROSSWALKS | CURB RAMP | DRIVEWAY |
| 24/7 BUS LANE | LANDSCAPE MEDIAN STRIPS | |





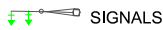


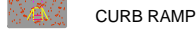



DELRIDGE WAY SW - RAPIDRIDE H LINE
 30 of 32

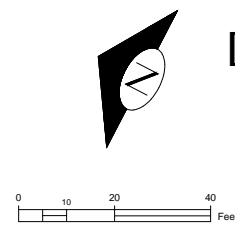
MATCH LINE - SEE SHEET 30

MATCH LINE - SEE SHEET 32



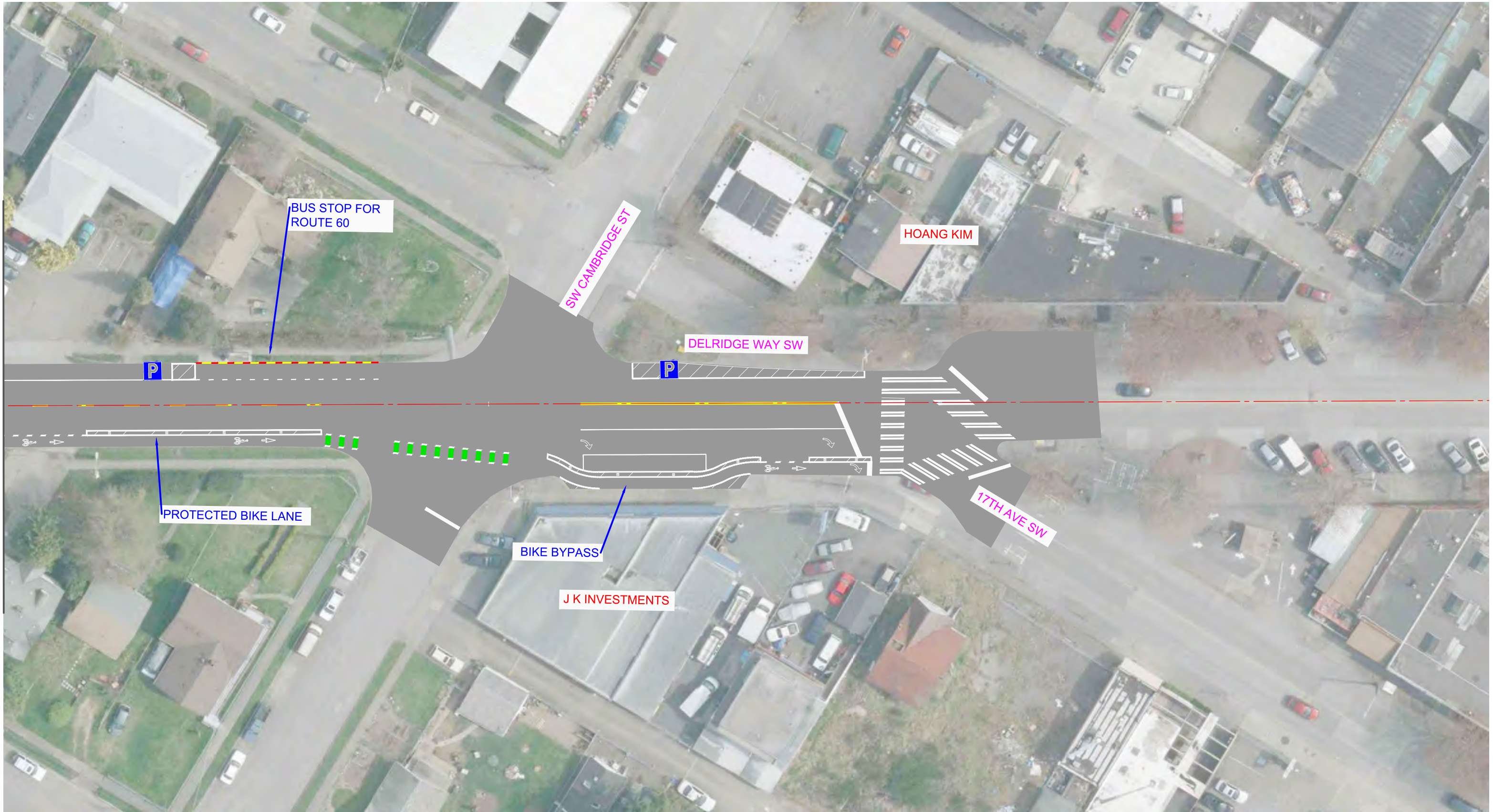
CHANN LEGEND:

- | | | |
|---|---|---|
|  24/7 PARKING LANE |  RAPIDRIDE STATION |  RECTANGULAR RAPID FLASHING BEACON |
|  BIKE CROSSINGS |  SIGNALS |  LANDSCAPING |
|  NEW CROSSWALKS |  CURB RAMP |  DRIVEWAY |
|  24/7 BUS LANE |  LANDSCAPE MEDIAN STRIPS | |



DELDRIDGE WAY SW - RAPIDRIDE H LINE
31 of 32

MATCH LINE - SEE SHEET 31



CHANN LEGEND:

- 24/7 PARKING LANE
- BIKE CROSSINGS
- NEW CROSSWALKS
- 24/7 BUS LANE
- RAPIDRIDE STATION
- SIGNALS
- CURB RAMP
- LANDSCAPE MEDIAN STRIPS
- RECTANGULAR RAPID FLASHING BEACON
- LANDSCAPING
- DRIVEWAY

